

john muir trails 2
(so little a time)

ensemble

eva-maria houben

john muir trails 2

(so little a time)

ensemble (var.)

eva-maria houben

2008

für john muir.

A lifetime is so little a time that we die before we get ready to
live.

(John Muir In His Own Words. A Book of Quotations. Compiled
and Edited by Peter Browning, California 1988, S. 1)

sehr leise, zarte geräusche.

kurz.

jeder spieler (er-)findet ein geräusch.

jeder spieler wählt eine seite für sich aus.

die spieler wählen dabei jeweils unterschiedliche seiten.

viertel ungefähr = 60 MM.

alle beginnen gleichzeitig; dann zählt jeder für sich.

das stück dauert eine minute.

very soft, tender noises.

short.

each player finds a noise.

each player chooses one page.



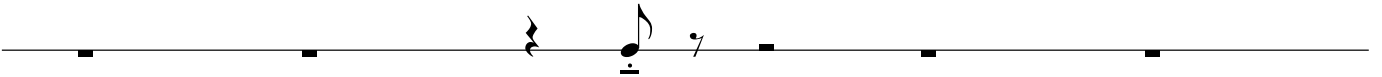
each one chooses a different sheet.

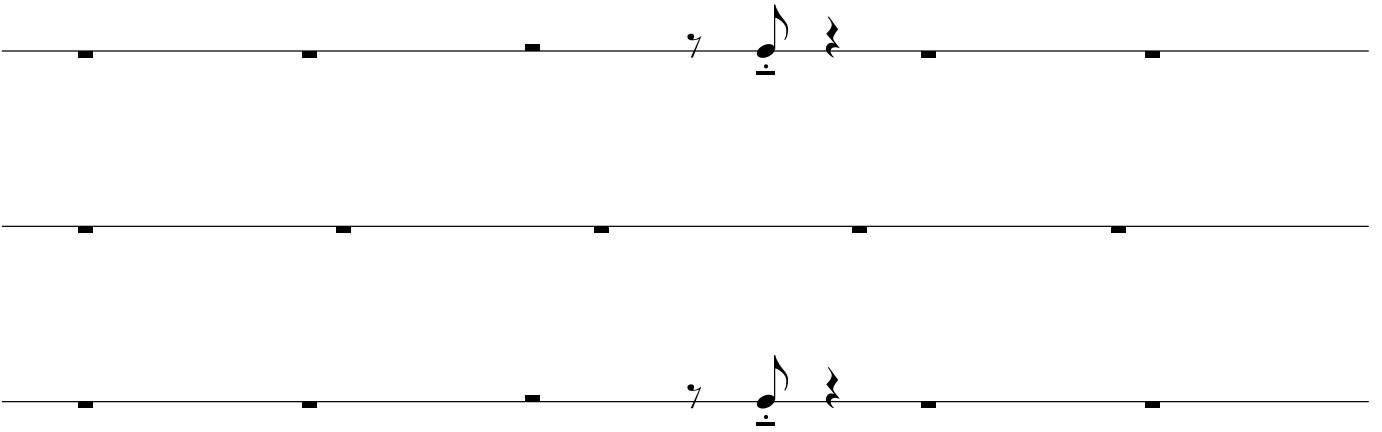
a quarter about = 60 MM.

all performers begin simultaneously.

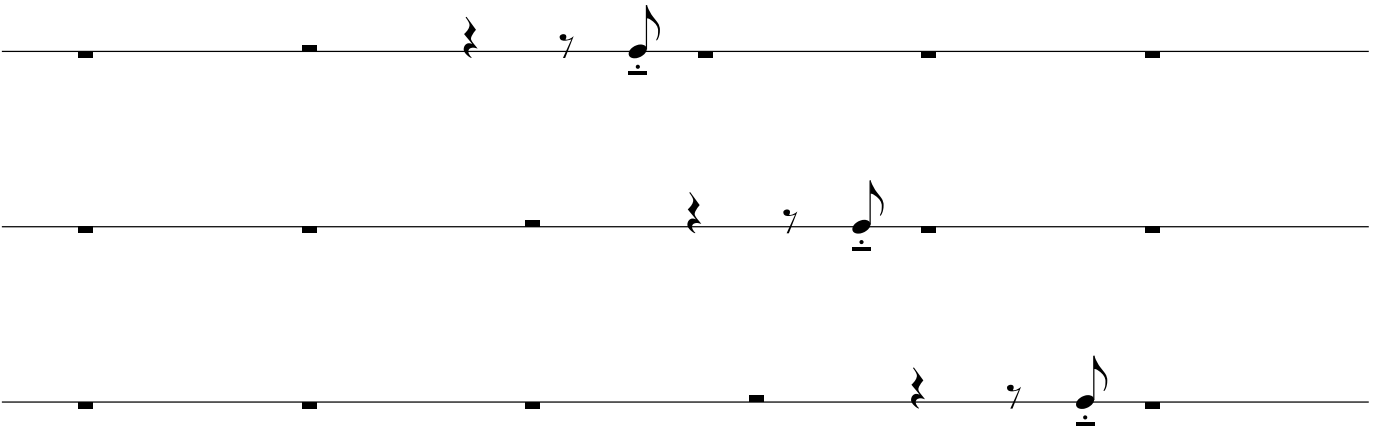
then everyone counts for themselves.

duration: one minute.





The image shows three horizontal musical staves. The top staff is empty, with five small black squares positioned below the line at regular intervals. The middle staff begins with a quarter note on the first line, followed by a quarter rest, and then a quarter note on the second line. This is followed by five small black squares on the line. The bottom staff begins with a quarter note on the first line, followed by a quarter rest, and then a quarter note on the second line. This is followed by five small black squares on the line.



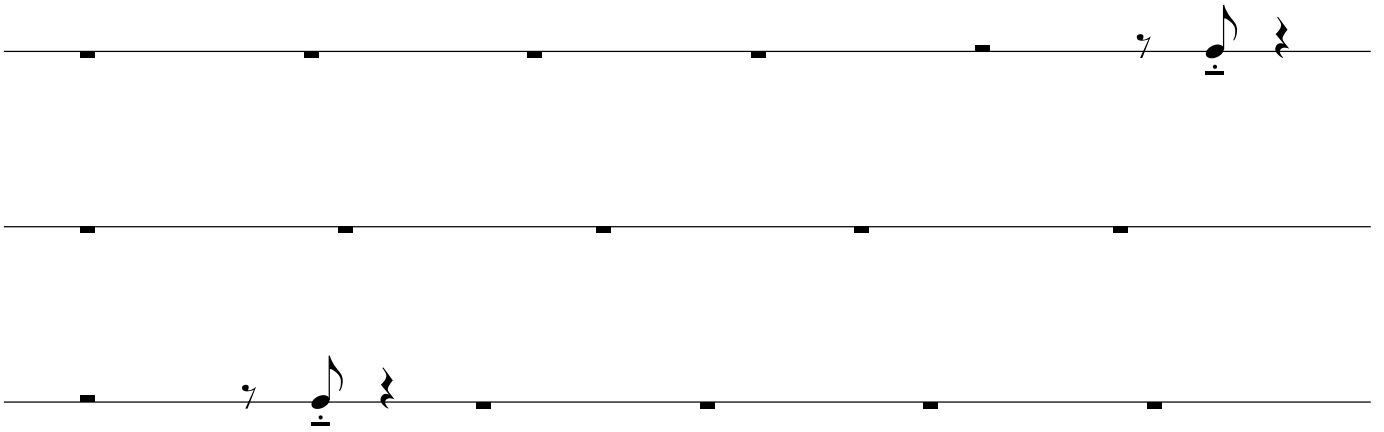
The image shows three horizontal musical staves. Each staff contains a sequence of notes and rests. The first staff starts with a quarter note on the first line, followed by an eighth rest, a quarter note on the second line, and then four quarter rests. The second staff has two quarter rests, followed by a quarter note on the second line, an eighth rest, a quarter note on the second line, and then two quarter rests. The third staff has three quarter rests, followed by a quarter note on the second line, an eighth rest, a quarter note on the first line, and then a quarter rest.

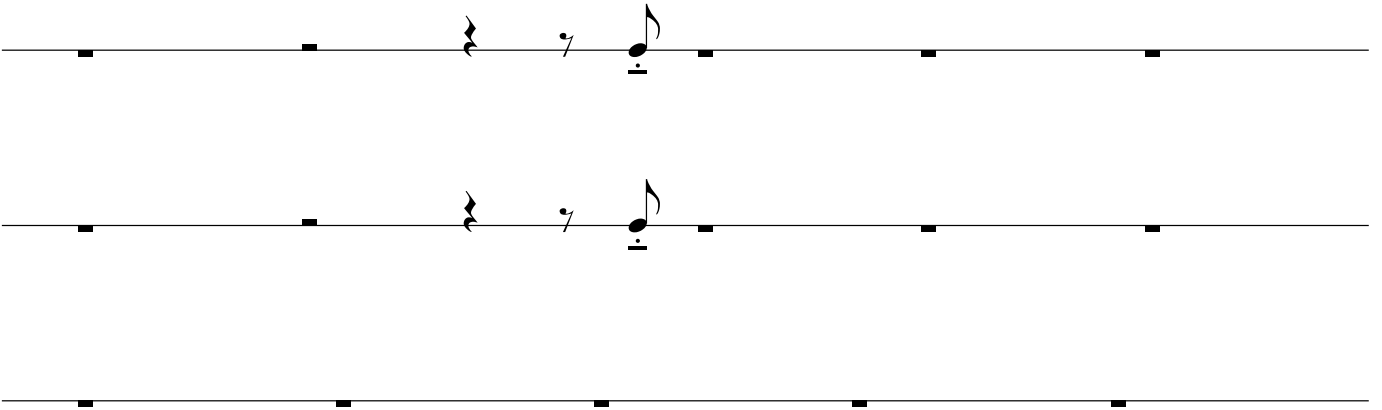
The image shows three horizontal musical staves. The top two staves are empty, each with five small black square markers positioned at regular intervals along the line. The bottom staff contains musical notation. It begins with a quarter note on the first line, followed by a quarter rest, a quarter note on the second line, and another quarter rest. This is followed by three quarter rests. Then, there is a quarter rest, a quarter note on the second line, a quarter rest, and a quarter note on the first line. The staff concludes with two quarter rests.


The image shows three horizontal musical staves. The top two staves are empty, each with five small black squares positioned at regular intervals along the line. The bottom staff contains a sequence of musical notation: a quarter note on the first line, a quarter rest, a quarter note on the second line, a quarter rest, a quarter note on the third line, a quarter rest, a quarter note on the fourth line, a quarter rest, a quarter note on the fifth line, a quarter rest, and a quarter note on the first line.

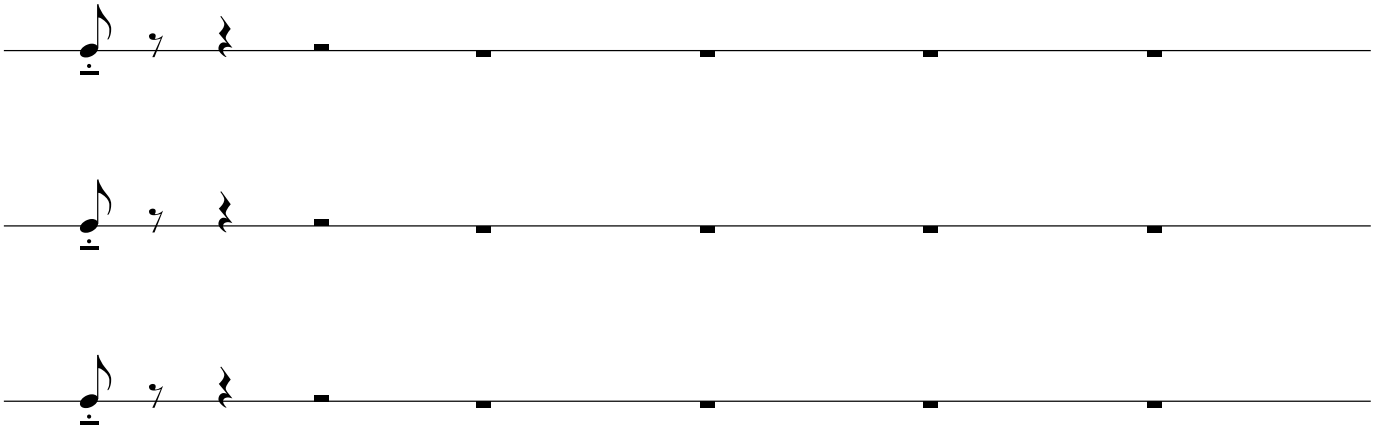
The image shows three horizontal musical staves. The top staff is empty. The middle staff contains a sequence of notes and rests: a quarter rest, a quarter note with a sharp sign (F#), a quarter note with a flat sign (F), and a quarter note with a flat sign (F). The bottom staff contains a sequence of notes and rests: a quarter rest, a quarter note with a sharp sign (F#), a quarter note with a flat sign (F), and a quarter note with a flat sign (F).

The image shows three musical staves. The top staff contains a quarter note on the first line, followed by a quarter rest, and then a quarter note on the first line. The middle staff contains five quarter rests. The bottom staff contains a quarter note on the first line, followed by a quarter rest, a quarter note on the first line, and a quarter note on the first line.





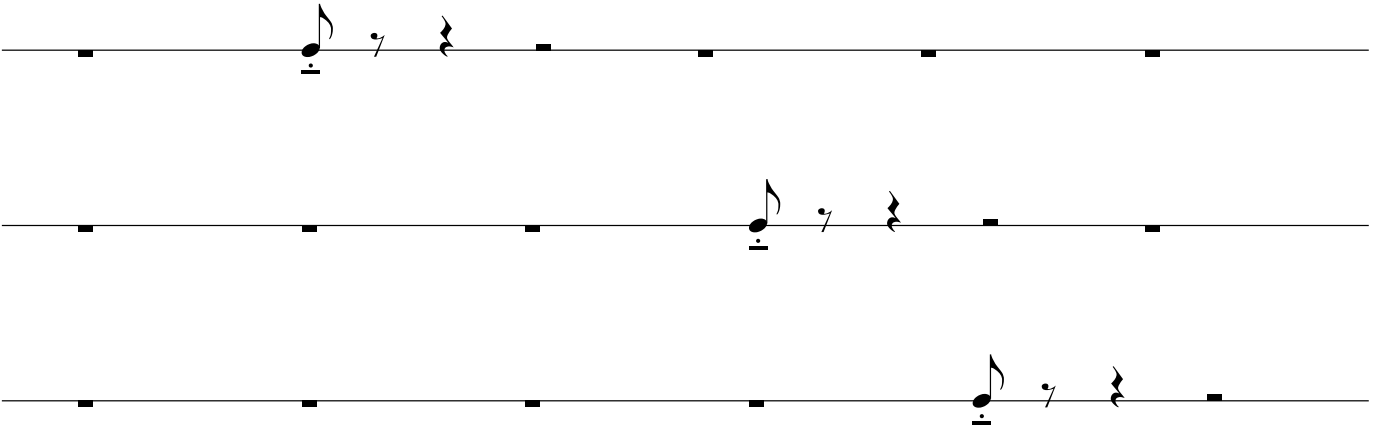


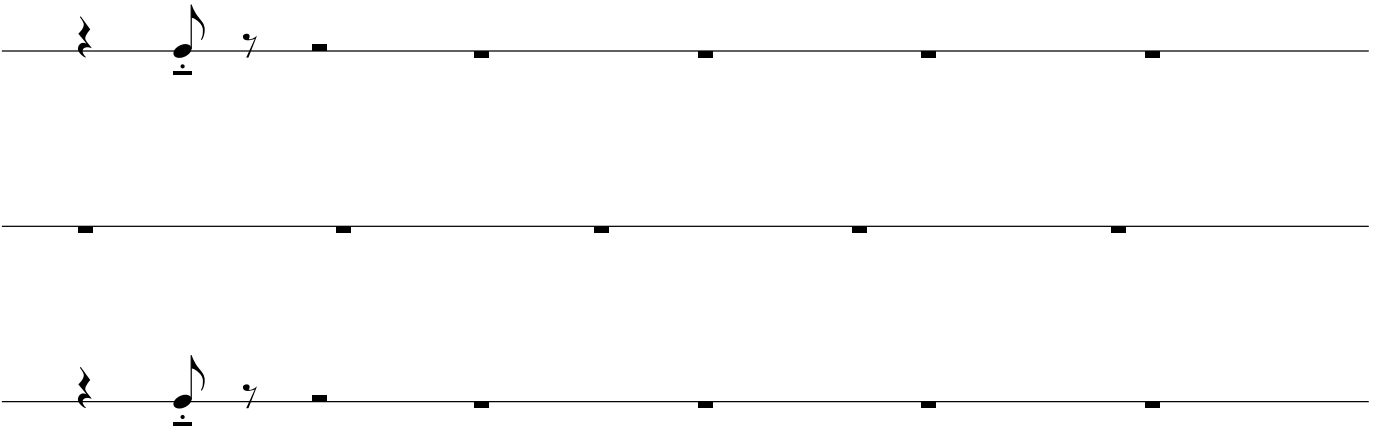


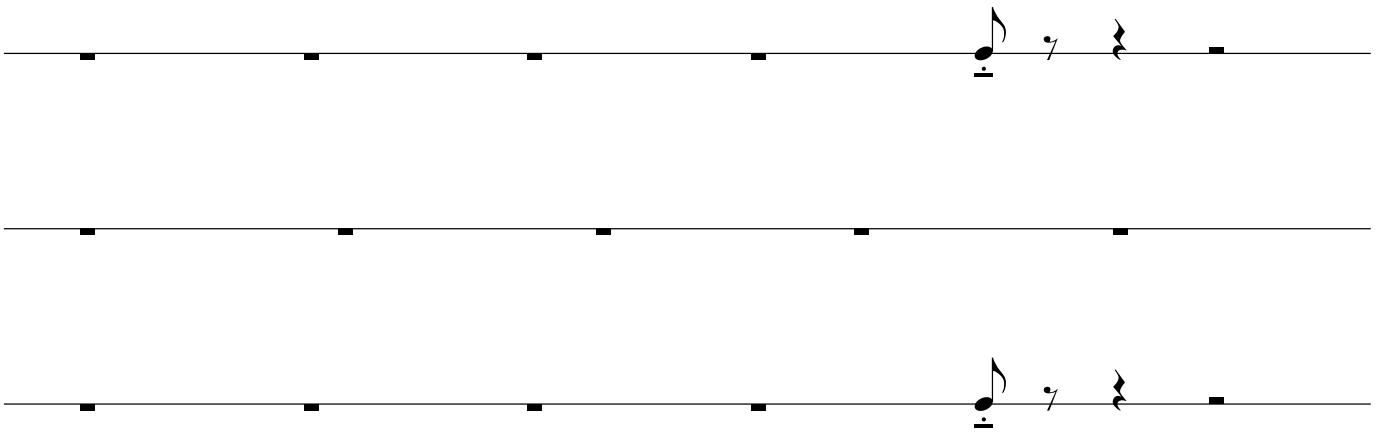
The image shows three musical staves. The top staff contains a sequence of notes and rests: a quarter rest, a quarter rest, a quarter note with a stem and a flag, a quarter note with a stem and a flag, a quarter rest, a quarter rest, and a quarter rest. The middle staff contains a sequence of seven quarter rests. The bottom staff contains a sequence of notes and rests: a quarter rest, a quarter rest, a quarter note with a stem and a flag, a quarter note with a stem and a flag, a quarter rest, a quarter rest, and a quarter rest.

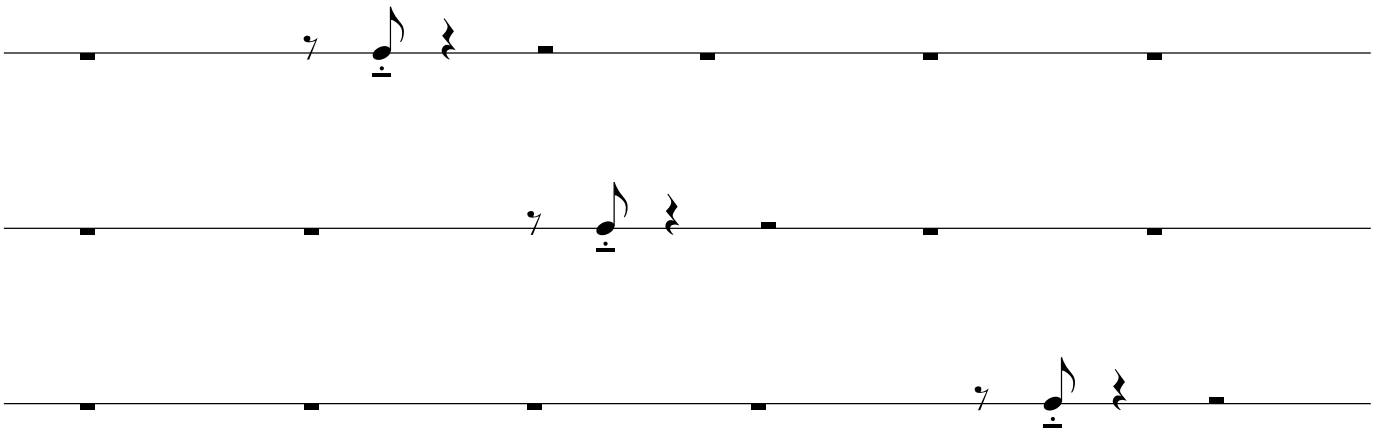
The image shows three horizontal musical staves. The top staff is empty. The middle and bottom staves contain musical notation. Each of these two staves has five square rests on the first four lines. On the fifth line, there is a quarter note on the first space (F4), followed by an eighth rest, and then a quarter note on the second space (G4). The notation is identical on both the middle and bottom staves.


The image shows three horizontal musical staves. The top staff contains five small black squares, each positioned at the midpoint of a staff line. The middle and bottom staves contain the same five squares. Additionally, the middle and bottom staves feature musical notation starting from the fourth square. This notation includes a double bar line with a fermata-like symbol above it, followed by a quarter rest, and then a quarter note with a stem and a flag. The quarter note is positioned on the first line of the staff, and a small black square is placed on the staff line immediately to its right.



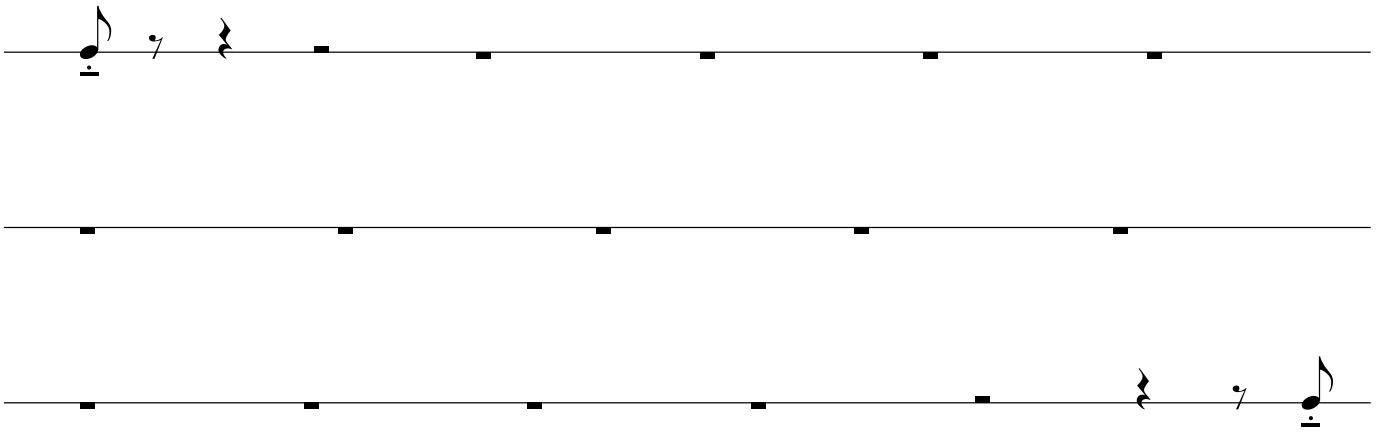


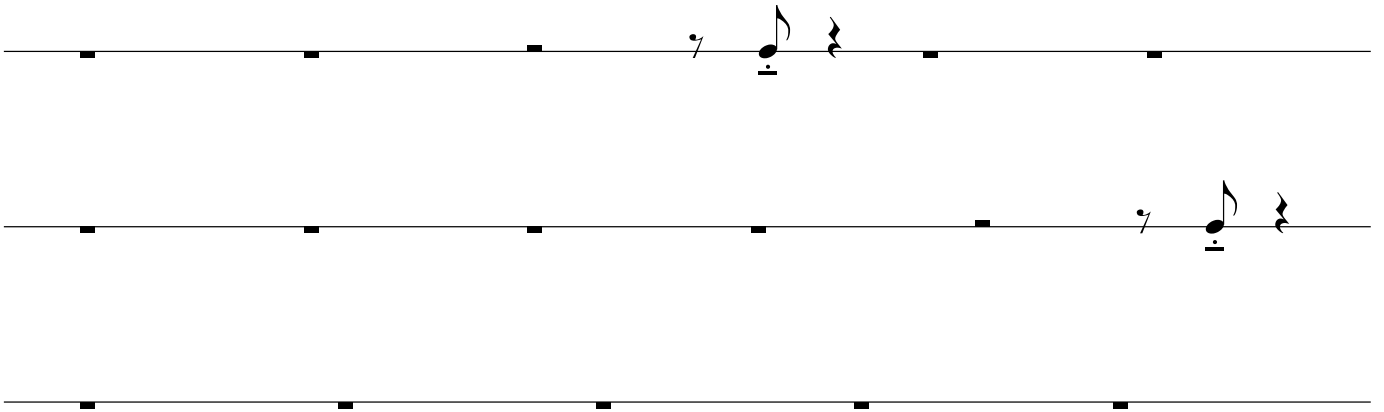


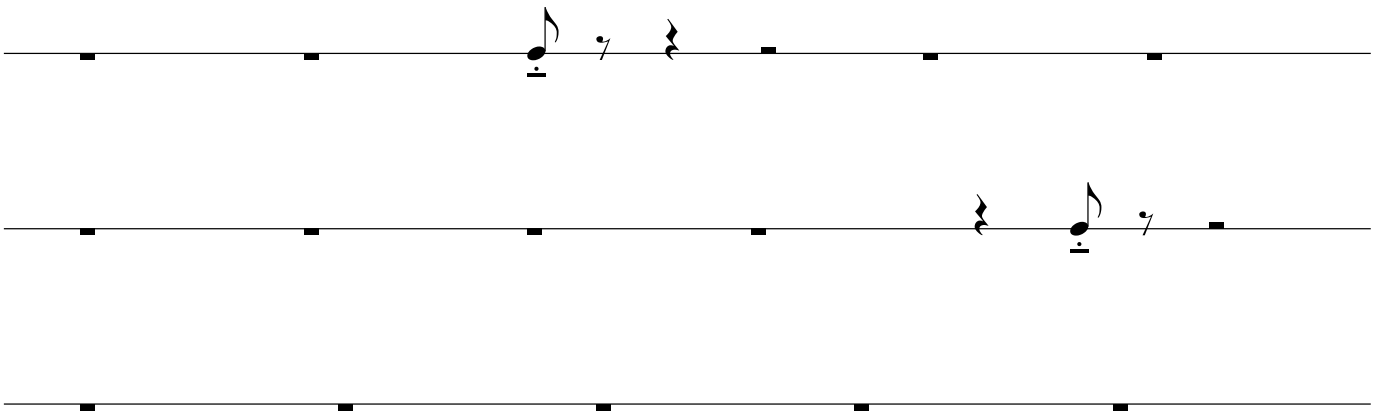


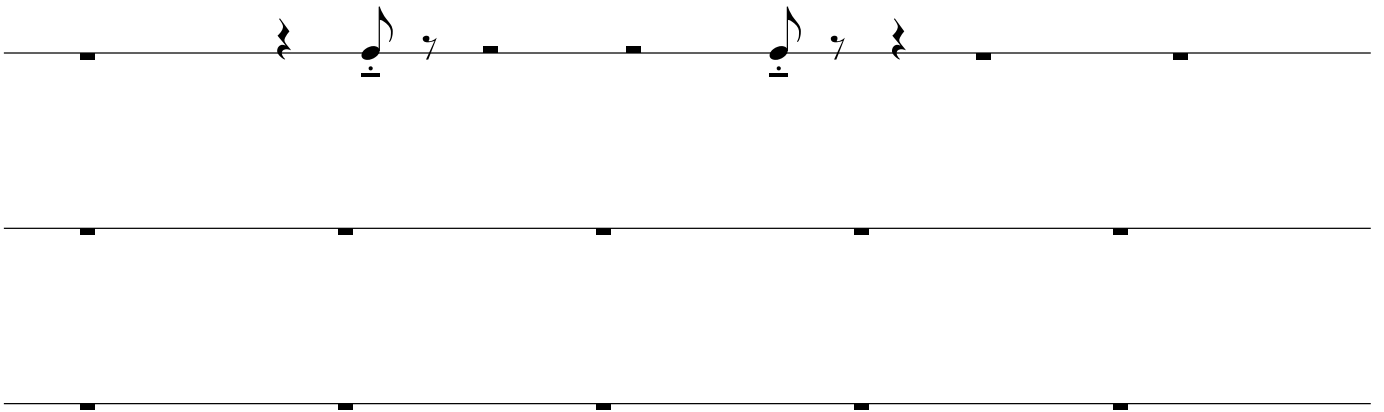


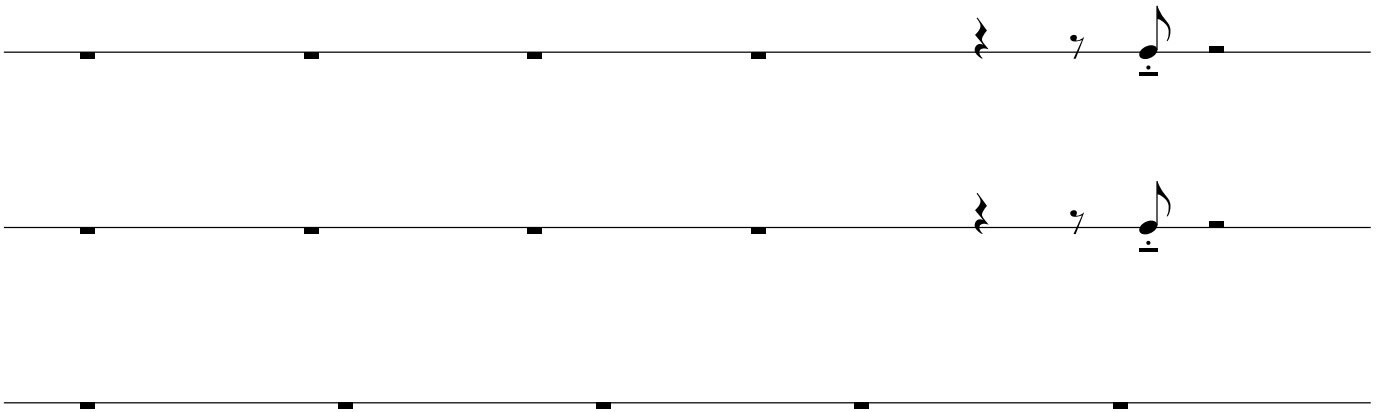
The image shows three horizontal musical staves. The top staff is empty, with five small black squares (rests) placed at regular intervals along the line. The middle staff contains five rests, followed by a quarter note with a stem and a flag, then a quarter rest, and finally another quarter note with a stem and a flag. The bottom staff contains three rests, followed by a quarter note with a stem and a flag, a quarter rest, another quarter note with a stem and a flag, a quarter rest, and finally a quarter note with a stem and a flag.





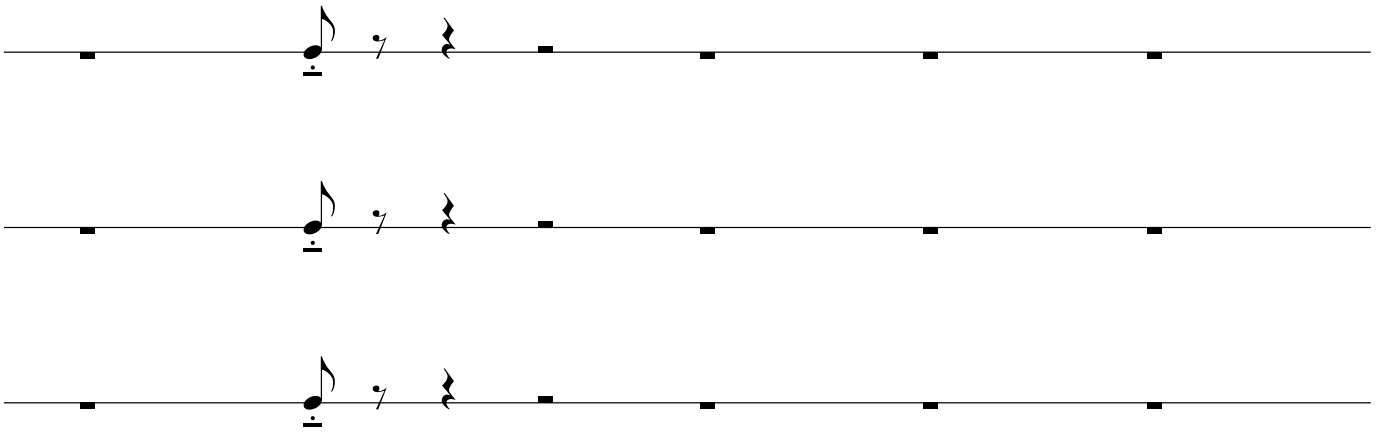


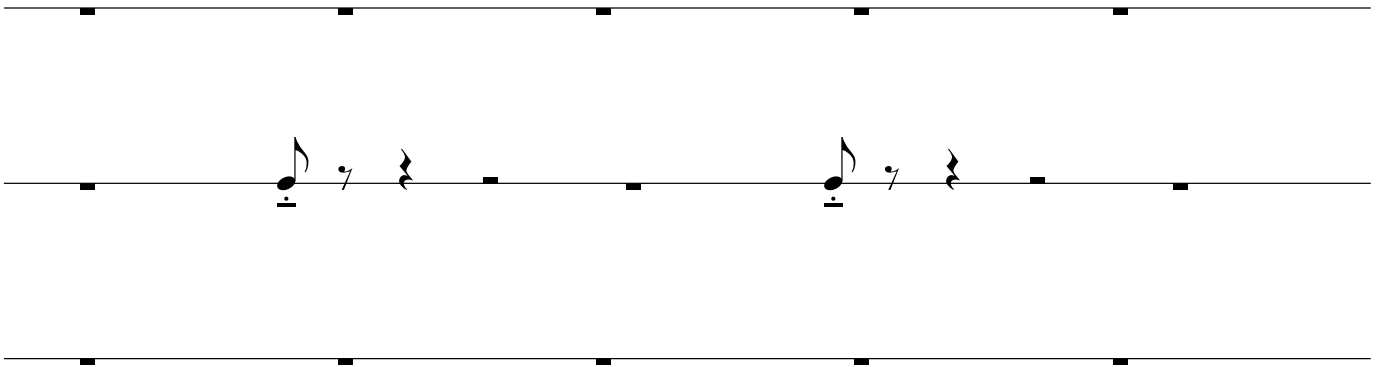


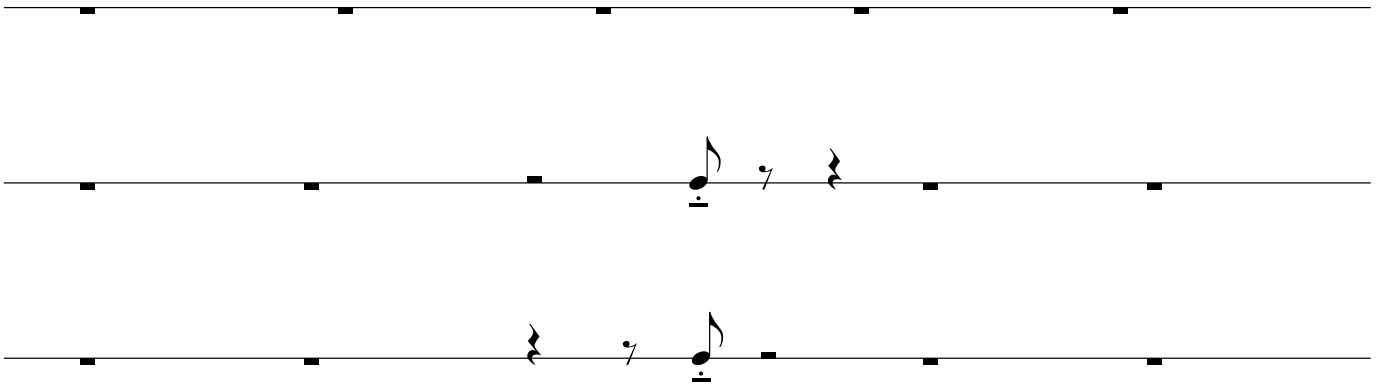


The image shows three horizontal musical staves. The top staff is empty. The middle staff contains a quarter note on the first line, a quarter rest, and a quarter note on the second line. The bottom staff contains a quarter rest, a quarter note on the first line, a quarter rest, and a quarter note on the second line. All notes have stems pointing upwards.

The image shows three musical staves. The top staff contains two measures of music. Each measure begins with a treble clef, followed by a quarter note on the first line (F4), and then a quarter rest. The middle and bottom staves each contain five vertical bar lines, indicating five measures of music that are currently blank.







The image shows three musical staves. The top staff contains a sequence of notes: a quarter note on the first line, a quarter rest, and a quarter note on the first line. The middle staff is empty. The bottom staff contains a sequence of notes: a quarter note on the first line, a quarter rest, and a quarter note on the first line.

