

für die katz. windspiele  
windspiel III

vibraphone/glockenspiel

eva-maria houben

für die katz

for the birds

windspiele – wind chimes

I: marimba und vibraphon (1 spieler)

II: marimba, glockenspiel und claves (1 spieler)

III: vibraphon und glockenspiel (1 spieler)

I: for marimba and vibraphone (1 performer)

II: for marimba, glockenspiel, and claves (1 performer)

III: for vibraphone and glockenspiel (1 performer)

eva-maria houben

2008

for tobias liebezeit.

für die katz

for the birds

windspiel III – wind chimes III

vibraphone and glockenspiel (1 performer)

eva-maria houben

2008

sehr zart und luftig, fast schwebend.

manchmal fast nichts.

very soft and airy, nearly floating.

sometimes nearly nothing.

windspiel III, 1

First system of musical notation for windspiel III, 1. It features a treble clef and a key signature of one sharp (F#). The notation includes a vibrato (vib) marking with a box over a note, followed by three notes with slurs. A second measure contains a vibrato marking with a box over a note, followed by a note with a sharp sign and a slur. A 'ped.' marking with a bracket and arrow is positioned below the first measure.

Second system of musical notation for windspiel III, 1. It features a treble clef and a key signature of one sharp (F#). The notation includes a note with a slur, followed by a double bar line with repeat dots and a '2x' marking. This is followed by a note with a sharp sign and a slur, with a 'glsp' marking above it. Another double bar line with repeat dots and a '2x' marking follows. Then, a note with a sharp sign and a slur is shown with a vibrato (vib) marking and a box above it. A 'ped.' marking with a bracket and arrow is below this section. The system ends with a double bar line with repeat dots and a '3x' marking.

windspiel III, 2

First system of musical notation for windspiel III, 2. It features a treble clef and a key signature of one sharp (F#). The notation includes a note with a sharp sign and a slur, with a 'glsp' marking above it. This is followed by a double bar line with repeat dots and a '3x' marking. Then, a note with a sharp sign and a slur is shown with a vibrato (vib) marking and a box above it. This is followed by two more notes with sharp signs and slurs.

ped. →

Second system of musical notation for windspiel III, 2. It features a treble clef and a key signature of one sharp (F#). The notation includes a note with a sharp sign and a slur, with a vibrato (vib) marking and a box above it. This is followed by a note with a sharp sign and a slur, with a 'glsp' marking above it. The system ends with a double bar line with repeat dots and a '5x' marking.

windspiel III, 3

The first system of musical notation for 'windspiel III, 3' consists of a single staff in treble clef. It begins with a key signature of one sharp (F#) and a common time signature. The first measure contains a half note chord (F# and C) with a 'vib' marking above it and a vertical bar symbol. A bracket below the staff spans from the start of this measure to the beginning of the second measure, with the label 'ped.' underneath. The second measure contains a half note chord (F# and C) with a '3x vib' marking above it and a vertical bar symbol. The third and fourth measures each contain a half note chord (F# and C) with a 'vib' marking above it and a vertical bar symbol. A horizontal arrow points from the first measure towards the second measure.

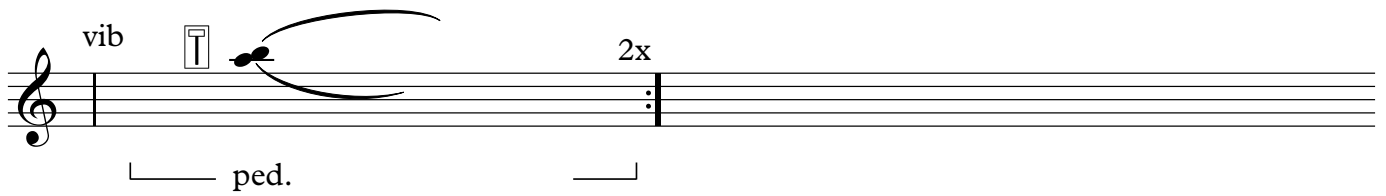

The second system of musical notation for 'windspiel III, 3' consists of a single staff in treble clef. It begins with a key signature of one sharp (F#) and a common time signature. The first and second measures each contain a half note chord (F# and C) with a vertical bar symbol. The third measure contains a half note chord (F# and C) with a 'glsp' marking above it and a vertical bar symbol. The fourth measure contains a half note chord (F# and C) with a '2x' marking above it and a vertical bar symbol. A bracket below the staff spans from the start of the third measure to the beginning of the fourth measure.

windspiel III, 4



The first system of musical notation for 'windspiel III, 4' consists of a single staff in treble clef. It begins with a key signature of one sharp (F#) and a common time signature. The first measure contains a half note chord (F# and C) with a 'glsp' marking above it and a vertical bar symbol. The second measure contains a half note chord (F# and C) with a '2x vib' marking above it and a vertical bar symbol. The third measure contains a half note chord (F# and C) with a 'vib' marking above it and a vertical bar symbol. The fourth measure contains a half note chord (F# and C) with a '2x vib' marking above it and a vertical bar symbol. The fifth measure contains a half note chord (F# and C) with a 'vib' marking above it and a vertical bar symbol. The sixth measure contains a half note chord (F# and C) with a 'vib' marking above it and a vertical bar symbol. A bracket below the staff spans from the start of the second measure to the beginning of the third measure, with the label 'ped.' underneath. A horizontal arrow points from the second measure towards the third measure.

The second system of musical notation for 'windspiel III, 4' consists of a single staff in treble clef. It begins with a key signature of one sharp (F#) and a common time signature. The first and second measures each contain a half note chord (F# and C) with a vertical bar symbol. The third measure contains a half note chord (F# and C) with a 'glsp' marking above it and a vertical bar symbol. The fourth measure contains a half note chord (F# and C) with a '2x' marking above it and a vertical bar symbol. A bracket below the staff spans from the start of the third measure to the beginning of the fourth measure.


windspiel III, 5



windspiel III, 6



windspiel III, 7



gisp


vib

3x

ped.

Detailed description: This musical staff is in treble clef with a key signature of one sharp (F#). It begins with a G4 note, followed by an A4 note, then a pair of beamed eighth notes (G4 and A4), and finally another A4 note. A slur covers the first four notes. Above the first note is the instruction 'gisp'. Above the fifth note is 'vib' with a vertical bar containing a 'D'. Below the staff, a bracket labeled 'ped.' spans from the start of the piece to the end of the fifth note. The piece concludes with a double bar line and a repeat sign, with '3x' written above it.


windspiel III, 8



vib

ped.


Detailed description: This musical staff is in treble clef. It starts with a G4 note, followed by an A4 note, then a B4 note, and finally a C5 note. A slur covers the first four notes. Above the first note is the instruction 'vib' with a vertical bar containing a 'D'. Below the staff, a bracket labeled 'ped.' spans from the start of the piece to the end of the fourth note, with an arrow pointing to the right.



2x

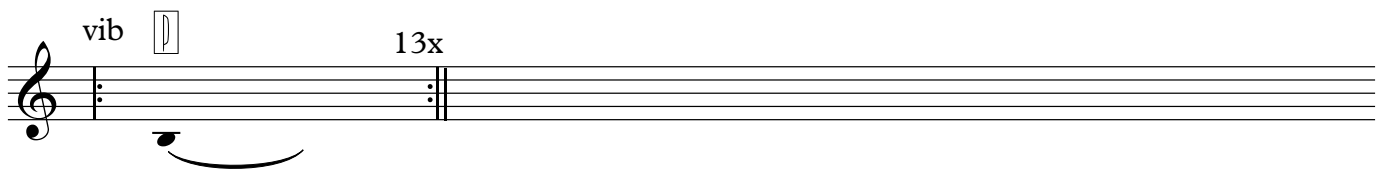
Detailed description: This musical staff continues from the previous one. It begins with a double bar line and a repeat sign, followed by a G#4 note, then an A4 note. A slur covers these two notes. Above the second note is the instruction '2x'. Below the staff, a bracket spans from the start of the piece to the end of the second note, with an arrow pointing to the right.

windspiel III, 9



Musical notation for windspiel III, 9. The notation is on a single staff with a treble clef. It begins with a double bar line, followed by the instruction "vib" and a rectangular box containing a vertical bar. A sharp sign (#) is placed on the first line of the staff. A slur covers two notes on the first line, with a bracket underneath labeled "ped.". This is followed by another double bar line, then the instruction "3x" above the staff and "glsp" above the second line. A slur covers a note on the second line. This is followed by a final double bar line, then the instruction "5x" above the staff, and a final double bar line.

windspiel III, 10



Musical notation for windspiel III, 10. The notation is on a single staff with a treble clef. It begins with a double bar line, followed by the instruction "vib" and a rectangular box containing a vertical bar. A slur covers a note on the first line. This is followed by a double bar line, then the instruction "13x" above the staff, and a final double bar line.