

start – arrive anywhere

horn (F), percussion (3 performers)

eva-maria houben

© edition wandelweiser **2013**

catalogue number ew16.197

start – arrive anywhere

horn in F, percussion (3 performers)

eva-maria houben

2013


for wilfried krueger and tobias liebezeit.


horn

there are 25 lines forming a (potentially endless) loop: start anywhere, conclude anywhere.

at 28:10 (stop watch) the percussions finish (begin: 00:10).
the horn does not stop later than 28:10, does not begin before 00:10.

with great calmness.

 : one sound, one quiet breath.

 : two sounds on one quiet breath.

◇ : vocal sound.

c. s. : con sordino, with mute.

○ → ⊕ : open to muting (with the hand).


♯ ↑ : one quarter-tone higher.

♭ ↓ : one quarter-tone lower.

⋮ : repeat several times.

— : glissando.

 : vocal sound and instrumental sound end simultaneously.






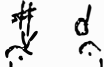




 : the instrumental sounds lasts longer than the vocal sound.

horn

es gibt 25 zeilen, die eine (potentiell unendliche) schleife bilden:
zeile für zeile spielen –irgendwo beginnen, irgendwo aufhören.

bei 28:10 enden die perkussionen (beginn bei 00:10). spätestens
hier aufhören zu spielen. nicht vor 00:10 anfangen zu spielen.


mit großer ruhe.

-  : ein klang, ein ruhiger atembogen.
-  : zwei klänge auf einem ruhigen atembogen.
-  : gesungen.
- c. s.* : con sordino, mit stopfdämpfer.
-  : von offen zu gestopft (handdämpfung).
-  : ein viertelton höher.
-  : ein viertelton tiefer.
-  : einige male wiederholen.
-  : glissando.
-  : vokalklang und instrumentalklang enden gleichzeitig.
-  : der instrumentalklang dauert etwas länger als der vokale.

percussion – perkussionen:

percussion 1:

18 instruments – no resonance (nicht nachklingend)

- wooden tomtom
- wooden block, piece of wood; holzstück
- woodblock
- templeblock
- claves
- pair of stones 1; steinpaar 1
- pair of stones 2; steinpaar 2
- congas
- bongos
- big drum; gr. trommel
- small drum; kl. trommel
- tomtom
- kettledrum; pauke 
- piece of metal (lying) 1; metallstück (liegend) 1
- piece of metal (lying) 2; metallstück (liegend) 2
- anvil
- cowbell
- gong (lying) 1; gong (liegend) 1

percussion 2:


5 instruments

- water
- dry leaves; getr. laub
- flag (stone), stroken by another stone; steinplatte, mit stein gerieben
- skin; fell
- suspended bamboo; bambuspendelrassel


percussion 3

9 instruments – with resonance (nachklingend)


- cymbale (suspended); becken (hängend)
- triangel
- gong (suspended) 2; gong (hängend) 2
- tubular bells 1, 2; röhrenglocken 1, 2
- vibraphone; vibraphon
- tamtam
- cymbals antiques
- piece of metal (suspended) 3; metallstück (hängend) 3
- piece of metal (suspended) 4; metallstück (hängend) 4






rather soft. some sounds may emerge.


 : with mallets.

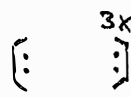
 : with bow.

 : strike – then the sound decays, dies away.

 : begin immediately with the minute.


  : sounds or lines of sounds at some time or other during the given time section of one minute.


^{3x} : big bracket – without signs of repetition. single sounds – or: the sounds in this bracket belong together, are played immediately one after the other. the bracket is played as often as indicated; rather long pauses between the repetitions. given rhythms about $\text{♩} = 60 \text{ MM}$.


^{3x} : small bracket – signs of repetition within the bracket. the sounds or combinations of sounds within the bracket are played as often as indicated, one repetition immediately following the other one. given rhythms about $\text{♩} = 60 \text{ MM}$.


im ganzen eher zart.


einige klänge können leicht hervortreten.

 : mit schlegeln.

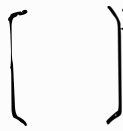

 : mit bogen.

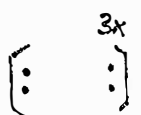

 : anschlagen – dann den klang verklingen lassen.

 : sogleich mit der minute beginnen.

 : klänge bzw. klangfolgen irgendwann während des ange-

gebenen zeitabschnitts von einer minute spielen.

 : große klammer – ohne wiederholungszeichen. einzelne klänge – oder: die klänge in dieser klammer gehören zusammen, werden unmittelbar nacheinander gespielt. die klammer wird so oft wie angegeben gespielt, mit größeren abständen zwischen den wiederholungen. feste rhythmten etwa im tempo  = 60 MM.

 : kleine klammer – wiederholungszeichen in der klammer. die klänge bzw. klangfolgen in der klammer werden so oft wie angegeben gespielt, dabei folgen die wiederholungen einander unmittelbar. feste rhythmten etwa im tempo  = 60 MM.

horn

1

f \sharp \flat

2

mf/mp \sharp

3

f \sharp \sharp

4

mp \sharp \sharp

5

mp \sharp \sharp

6 Musical staff 6: Treble clef. Two notes with a slur and an arrow above. Dynamics: *mp*, *f* c.s.

7 Musical staff 7: Treble clef. Two phrases with slurs and dynamics. Dynamics: *f* c.s., *f* c.s.

8 Musical staff 8: Treble clef. Three notes with slurs and dynamics. Dynamics: *mf*

9 Musical staff 9: Treble clef. Two phrases with slurs and dynamics. Dynamics: *mf*, *mf*

10 Musical staff 10: Treble clef. Two phrases with slurs and dynamics. Dynamics: *mf*, *p*

11

mp mp mp

12

mp mf p

13

f c.s. c.s.

14

f c.s. c.s. c.s.

15

f mf

16

f c.s. Simm.

17

mp mf mp

18

mf ²/₃ mp

19

mf ¹/₂/₃ 1

20

mf ¹/₂ ¹/₃ ¹/₂ 3

21 Musical staff 21: Treble clef. Two notes with accidentals (F# and C#) are connected by a slur. Handwritten annotations include 'mp' below the first note, 'mf' below the second note, '2/3' above the second note, and '1' above the third note. Above the first note is a circled '0' with an arrow pointing right. Above the second note is a circled '0' with a plus sign.

22 Musical staff 22: Treble clef. Two notes with slurs and dynamics. Handwritten annotations include 'f' below the first note and a circled '8' below the first note.

23 Musical staff 23: Treble clef. Three notes with slurs and dynamics. Handwritten annotations include 'f' below the first note, 'c.s.' below the second and third notes, and circled notes above the first, second, and third notes.

24 Musical staff 24: Treble clef. Two notes with slurs and dynamics. Handwritten annotation includes 'mf' below the first note.

25 Musical staff 25: Treble clef. Two notes with slurs and dynamics. Handwritten annotations include 'mp' below the first note and a circled '0' with an arrow pointing right above the first note.

percussion

pair of stones 1 00:10 ↓ 5x 01:10

1 water

2 cymbale

3

claves 01:10 ← 5x → 02:10

1 water

2 cymbale

3

claves 02:10 03:10

1 water

2

3 Piece of metal 3

wooden tomtom 03:10 ← 3x → 04:10

1 water

2 Piece of metal 3

3

1 conga 04:10 ← $\left[\begin{array}{c} \text{X} \text{ Y} \text{ X} \text{ Y} \text{ Z} \text{ Z} \text{ Z} \text{ X} \text{ Y} \text{ Z} \text{ Z} \text{ X} \text{ Y} \text{ X} \text{ Y} \end{array} \right] 3x \rightarrow 05:10$

2 water

3 piece of metal $\left[\begin{array}{c} \text{D} \\ \text{X} \end{array} \right] 1x \left[\begin{array}{c} \text{D} \\ \text{X} \end{array} \right] 1x$

1 conga 05:10 ← $\left[\begin{array}{c} \text{X} \text{ Y} \text{ X} \text{ Y} \text{ Z} \text{ Z} \text{ Z} \text{ Z} \text{ Z} \text{ Z} \end{array} \right] 2x \rightarrow 06:10$

2 dry leaves

3 triangel $\left[\begin{array}{c} \text{X} \text{ Z} \text{ Z} \text{ Z} \text{ X} \end{array} \right] 3x$

1 piece of metal 1 06:10 $\left[\begin{array}{c} \text{X} \text{ Y} \text{ X} \text{ Y} \text{ X} \text{ Y} \text{ X} \text{ Y} \text{ X} \text{ Y} \text{ X} \text{ Y} \text{ X} \text{ Y} \text{ X} \text{ Y} \text{ X} \text{ Y} \text{ X} \text{ Y} \end{array} \right] 3x \rightarrow 07:10$

2 dry leaves


3 triangel $\left[\begin{array}{c} \text{X} \text{ Z} \text{ Z} \text{ Z} \text{ X} \end{array} \right] 3x$

1 wood-block 07:10 ← $\left[\begin{array}{c} \text{X} \text{ Y} \text{ X} \text{ Y} \text{ X} \text{ Y} \text{ Z} \text{ Z} \text{ Z} \end{array} \right] 5x \rightarrow 08:10$

2 dry leaves


3 triangel

wood-block 08:10 ← 5x → 09:10

1 

dry leaves

2 *face*

3 *triangel* ←  →

Small drum 09:10 ← 3x → 10:10

1 

dry leaves ↓ 


2 *cymbals antiqués* ←  →


3

tamtam 10:10 ← 2x → 11:10


1 


dry leaves


2 

3 *cymbals antiqués* ←  →

tamtam 11:10 ← 1x → 12:10

1 

skin ↓ 

2 *gong 2* ←  →

3

12:10 ← []^{5x} → 13:10

1 cowbell

skin

2 facet

3 gong 2 ← []^{1x} →

13:10 ← []^{7x} → 14:10

1 kette-drum

skin

2

3 gong 2 ← []^{3x} →

14:10 ← []^{30"} → 15:10

1 kette-drum

skin

2 facet

3 tantam ← []^{2x} →

15:10 ← []^{3x} → 16:10

1 gong 1

skin

2

3 tantam ← []^{2x} →

amboss 16:10 ← [x y] 3x → 17:10

1 bamboo

2 face t

3 tantam ← [0 x] 2x →

amboss 17:10 ← [x y] 4x → 18:10

1 bamboo

2

3 tantam ← [0 x] 1x →

piece of metal 2 18:10 ↓ [x y x y x y x y x y] 5x → 19:10

1 bamboo

2

3 tantam ← [0 x] 1x →

big drum 19:10 ← [> x x] 7x → 20:10

1 bamboo

2 face t

3 piece of metal 4 ← [0 x] 2x →

big drum 20:10 ← [x y x y] 5x → 21:10

bamboo

2 tubular bells 1,2 ← [] 2x →

3

face t

temple block 21:10 ← [x y x y x y x y x y] 7x → 22:10

bamboo

2

3 tubular bells 1,2 ← [] 2x →

pair of stones 2 22:10 ← [x x x x x x] 3x → 23:10

1 (flag stone)

2 tubular bells 1,2 ← [] 1x →

3

face t

pair of stones 2 23:10 → 24:10

1 (flag stone)

2

3 vibraphone ← [] 2x →

bongo 24:10 ← [x x x x x x x x x x] 2x → 25:10

1 flag (stone)

2 tacet

3 vibra-
phone ← [] 2x →

piece of wood 25:10 ← [x y] 7x → 26:10

1 flag (stone)

2 vibra-
phone ← [] 1x →

piece of wood 26:10 ← [x y] 5x → 27:10

1 flag (stone)

2 vibra-
phone ← [] 1x →

27:10 tacet 28:10

1 water

2

3 tacet