

sotto voce

piano

eva-maria houben



sotto voce  
for piano

eva-maria houben  
2014

“parlando”  
“cantando”

you search and find your sounds freely.  
play (nearly) **regardless of a score.**

listening to beethoven.

page 1 – 6:

six-tone chords (very high register, page 1 – 3) and sounds (for example intervals as octave, fifth, octave with fifth, very low register, page 4 – 6) occur and **open the space** for wide and quiet melodies.

there are 30 melodies, in each case introduced by a six-tone chord or by a low sound (15 + 15). play at least 15 melodies.

six-tone chords (p. 1 – 3):


strike six keys (per beat) in the two highest octaves:  $c^3 - c^5$ . 2x – 3x – 1x (and so on) for example means: you play twice the same six-tone chord, then you play three times another one, then once another one and so on.

you can play a row of chords (“3x” or “2x” or “4”) rather regularly, then a row of chords quite irregularly. a change from regular beats to rather irregular beats does not depend on the change of a chord-structure.

mf – f. – right pedal down throughout.

after the last chord wait for a moment. then, into the decaying sound or after the full decay, you play the melody “parlando”.

examples (six-tone chords):



the melodies (p. 1 – 6):

you play in the middle register (perhaps A – h<sup>2</sup>, or even a bit higher).

right pedal down throughout.

you begin anywhere. the notation does not indicate intervals, but directions, and tells you if the next pitch is higher or lower.

the dot indicates the new level: in case you took a higher tone (than the tone before), this higher level is the new reference point – and the arrow tells you where to go now, upward or downward.

: sounds are repeated.

follow the line and play very slowly: “innermost rubato” – talking to a good friend. (some sounds may be rather short, some sounds may be longer and even very long...)

the melodies are very free, very calm, very soft throughout.

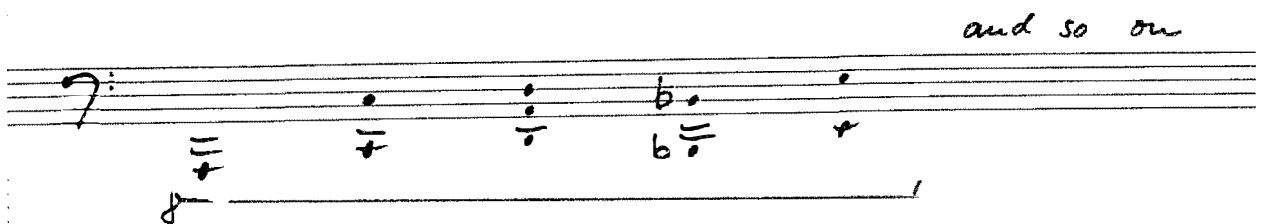
at the end of the melody the last sound decays and it remains silent for a while.

the sounds (p. 4 – 6)

strike single tones or the intervals fifth or octave, or octave with fifth in the two lowest registers: A<sub>2</sub> – A. strike only once.

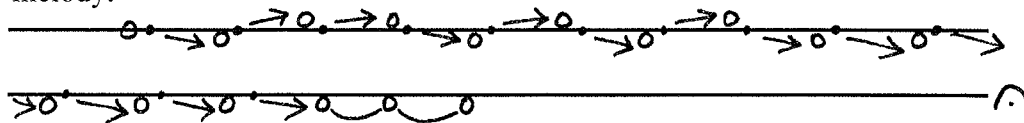
mf. – right pedal down throughout.

then, into the decaying sound, you play the melody “parlando”.



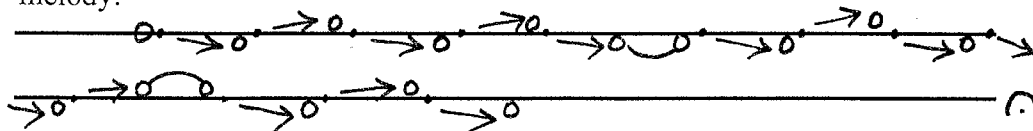
**six-tone chords** (very high register): 2x – 3x

melody:



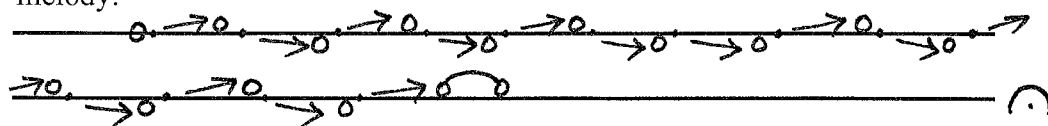
chords: 1x – 3x – 1x – 2x

melody:



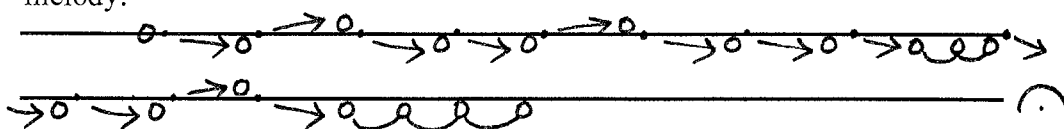
chords: 3x – 1x – 3x

melody:



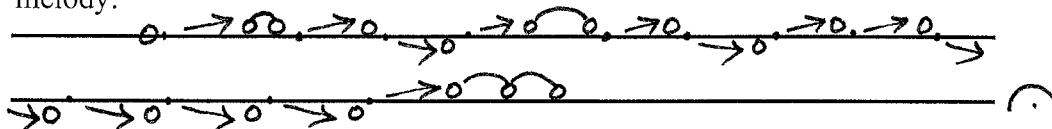
chords: 3x – 3x

melody:



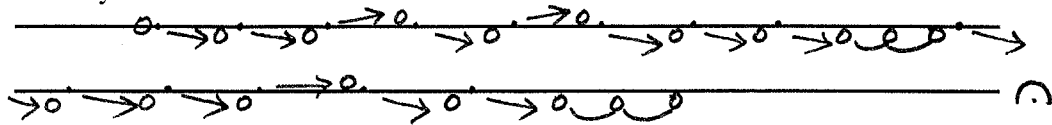
chords: 3x – 4x – 1x – 2x

melody:



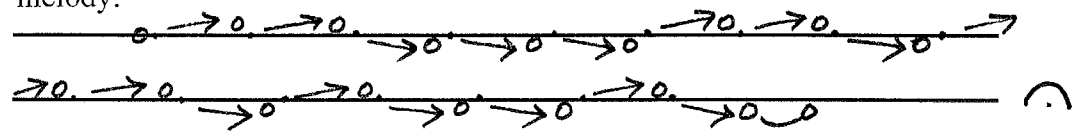
six-tone chords (very high register): 4x – 2x – 1x – 3x

melody:



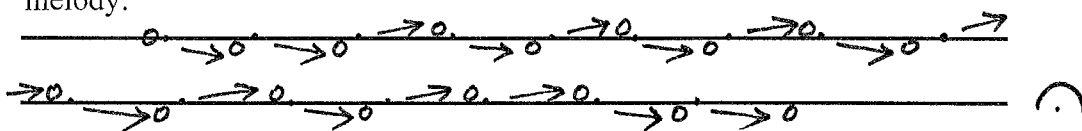
chords: 3x – 3x – 5x

melody:



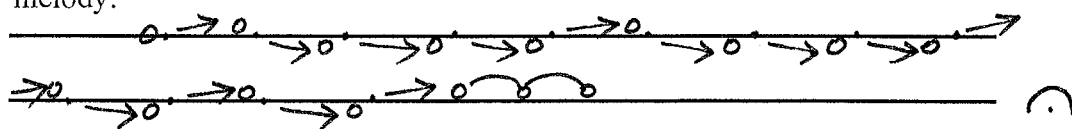
chords: 4x – 4x

melody:



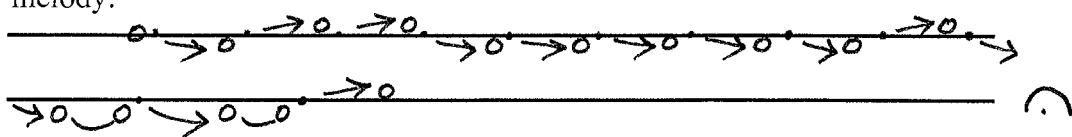
chords: 4x – 4x – 3x

melody:



chords: 4x – 1x – 4x – 1x – 2x

melody:



**six-tone chords** (very high register): 2x - 1x - 1x - 3x

melody:

Handwritten musical notation for six-tone chords on two staves. The top staff shows a sequence of notes with arrows indicating pitch contours (up/down). The bottom staff shows a similar sequence with some notes beamed together. A smiley face is at the end.

chords: 5x - 3x - 2x - 3x - 4x

melody:

Handwritten musical notation for six-tone chords on two staves. The top staff shows a sequence of notes with arrows. The bottom staff shows a similar sequence with some notes beamed together. A smiley face is at the end.

chords: 2x - 1x - 2x - 4x - 1x

melody:

Handwritten musical notation for six-tone chords on two staves. The top staff shows a sequence of notes with arrows. The bottom staff shows a similar sequence with some notes beamed together. A smiley face is at the end.

chords: 3x - 5x - 4x - 1x - 3x

melody:

Handwritten musical notation for six-tone chords on two staves. The top staff shows a sequence of notes with arrows. The bottom staff shows a similar sequence with some notes beamed together. A smiley face is at the end.

chords: 4x - 4x - 1x - 3x - 5x


melody:

Handwritten musical notation for six-tone chords on two staves. The top staff shows a sequence of notes with arrows. The bottom staff shows a similar sequence with some notes beamed together. A smiley face is at the end.




sound – interval(s) (very low register): 1x

melody:




sound – interval(s): 1x

melody:



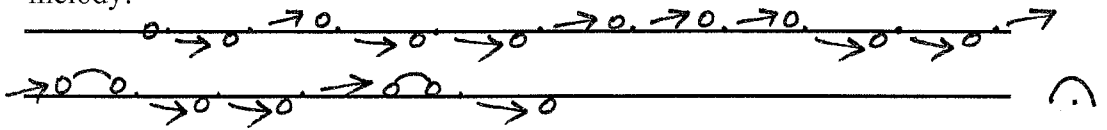
sound – interval(s): 1x

melody:



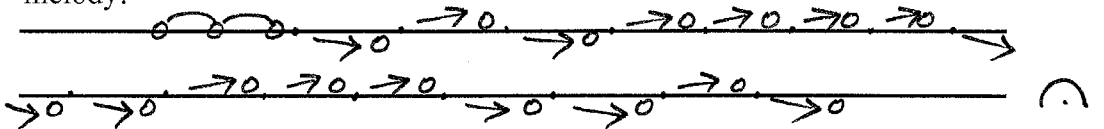
sound – interval(s): 1x

melody:



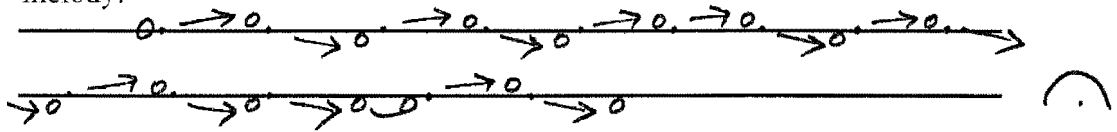
sound – interval(s): 1x

melody:




sound – interval(s) (very low register): 1x

melody:




sound – interval(s): 1x

melody:




sound – interval(s): 1x

melody:



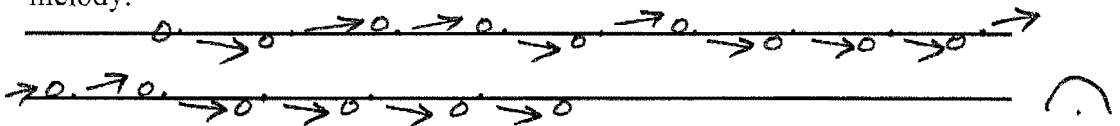
sound – interval(s): 1x

melody:




sound – interval(s): 1x

melody:




sound – interval(s) (very low register): 1x

melody:



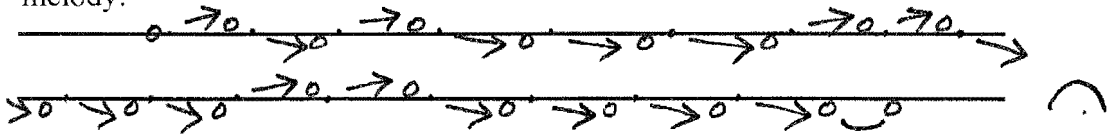
sound – interval(s): 1x

melody:




sound – interval(s): 1x

melody:



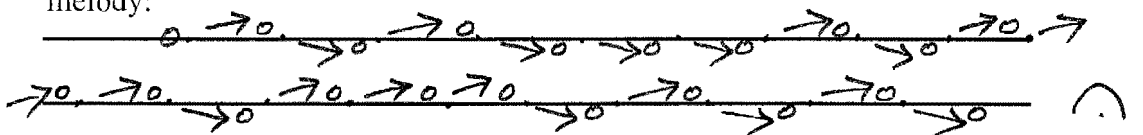
sound – interval(s): 1x

melody:



sound – interval(s): 1x

melody:



the end:

a row of chords with a specific structure:

Handwritten musical notation on a grand staff. The left hand (bass clef) starts with a bracketed section containing two chords:  $> 4, 4^+$  and  $> 4, 4^+$ . The right hand (treble clef) contains a sequence of chords:  $b_0 > 4$ ,  $b_0 4$ ,  $b_0 4^+$ ,  $b_0 4^+$ ,  $b_0 > 4$ ,  $b_0 4^+$ ,  $b_0 4$ , and  $b_0 4^+$ . The notation uses various accidentals and superscripts to denote specific chord structures.

the middle register:  $G - g^3$

the right pedal on each chord.

mp.

each chord a whole note – tempo:  $\text{♩} = 34-40 \text{ MM}$ .

rubato.

play for quite a long time.

Handwritten musical notation on a grand staff. The right hand (treble clef) shows a sequence of chords:  $b_0$ ,  $b_0$ ,  $\#_0$ ,  $\#_0$ ,  $\#_0$ , and  $\#_0$ . The left hand (bass clef) shows a sequence of chords:  $\#_0$ ,  $\#_0$ ,  $\#_0$ , and  $\#_0$ . The notation includes various accidentals and superscripts. The text "and so on" is written to the right of the notation.