

talking to a friend

guitar

eva-maria houben

© edition wandelweiser **2014**
catalogue number ew16.212

talking to a friend
guitar solo

eva-maria houben
2014

“parlando“

for barry chabala, cristián alvear, and david zeich.

A

the notation does not indicate intervals, but directions, tells you if the next pitch is higher or lower.

the dot indicates the new level: in case you took a higher tone (than the tone before), this higher level is the new reference point, and the arrow tells you where to go now – upward or downward.

 : sounds are repeated.

ord. : ordinario – approximately above the sound hole.

s. t. : sul tasto – very near to resp. above the fretboard.

s. p. : sul ponticello – very near to the bridge.

follow the line and play very slowly. innermost rubato: talking to a good friend.

(some sounds may be rather short, some sounds may be longer and even very long...)

play very calmly and very softly throughout.

at the end of the line the last sound decays, and it remains silent for a while.

off and on you may leave this way of performance (but you must not).

you can change to B or C, playing three-tone chords or arpeggios.

play for a while, then follow again the given order of A.

A is the main stream of the performance; B and C appear as isles where you can rest for a while.

B

three-tone chords:

start with any chord, conclude with any chord.

at the end of the page you may return to the first chord and continue. play very calmly, very softly throughout.

off and on you can have a break for a while.

take your time.

C

arpeggios:

start with any arpeggio, conclude with any arpeggio.

at the end you may return to the first arpeggio and continue.

play very slowly, very softly, and tenderly.

off and on you can have a break for a while.

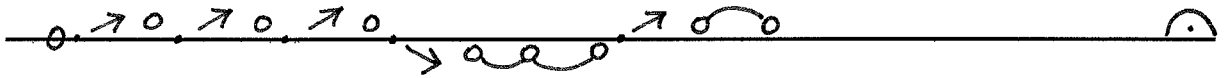
take your time.

A


ord.



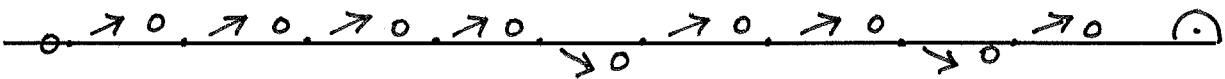
s. p.




s. t.



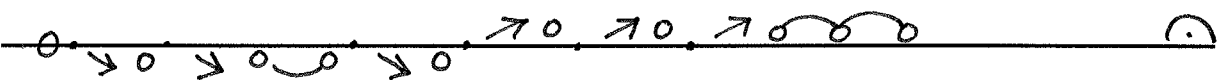
s. t.



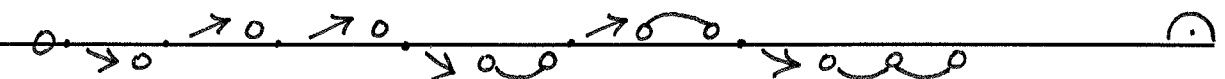
ord.




s. p.



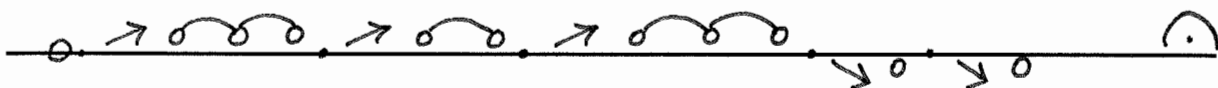
ord.



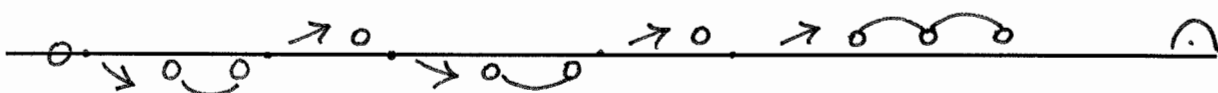
ord.



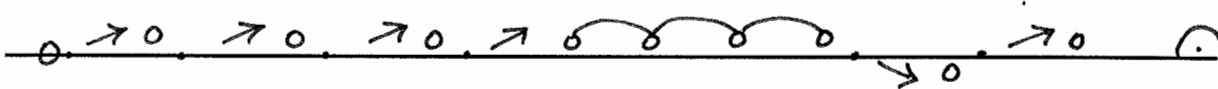
s. t.



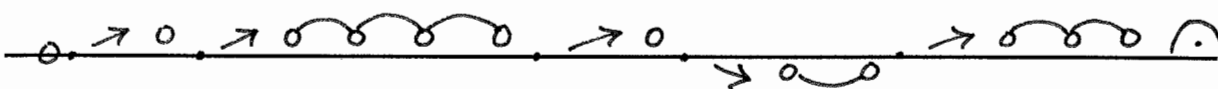
s. p.



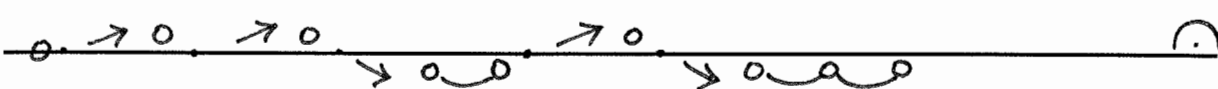
ord.



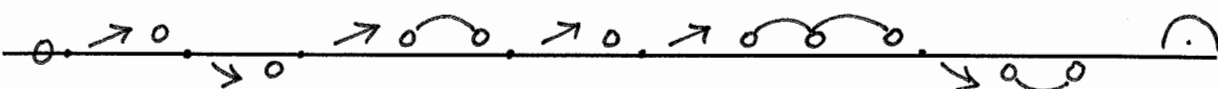
ord.





s. t.



s. p.



B



C

Handwritten musical notation on two staves. The notation is written in a style that appears to be a shorthand or tablature system, possibly for guitar or a similar fretted instrument. It consists of two staves, each with a treble clef. The notes are represented by dots on the staff lines, often accompanied by sharp (#) and plus (+) symbols. Some notes have additional markings above them, such as a plus sign and a number (e.g., #+2, #+3). The notation is arranged in a way that suggests a sequence of notes or chords across the two staves.