

# hazy horizons

2 violins

eva-maria houben

© edition wandelweiser **2015**

catalogue number ew16.239

hazy horizons

two violins

eva-maria houben

2015

for erik carlson, johnny chang and roberto secchi.

on the whole calm and soft.

partials.

one sound (●) with a bow: one quiet bow.

sounds enter:

- a) two sounds appear simultaneously (page 1-2).
- b) while a sound is maintained, the sound of the other violin appears.  
the two tones are connected by a dotted line (page 3-4).
- c) the next sound continues the sound before. the two tones are  
connected by a dotted line (page 4-5).

im ganzen ruhig und still.

teiltöne.

ein klang (●) mit einem bogen: ein ruhiger bogenstrich.

klänge treten unterschiedlich ein:


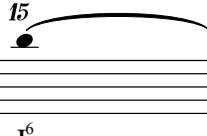

- a) zwei klänge erscheinen gleichzeitig (s. 1-2).
- b) während eines klangs erscheint – irgendwann – der klang der  
anderen violine. die beiden noten sind durch eine gestrichelte linie  
miteinander verbunden (s. 3-4).
- c) der nächste klang setzt den vorhergehenden fort, schließt sich an  
diesen an. die beiden noten sind durch eine gestrichelte linie  
miteinander verbunden (s. 4-5).

IV <sup>11</sup>	II <sup>10</sup>	II <sup>10</sup>
III <sup>7</sup>	III <sup>7</sup>	II <sup>10</sup>


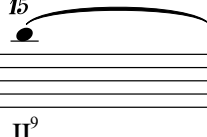
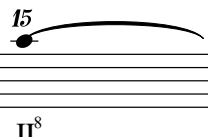
II <sup>5</sup>	IV <sup>11</sup>	I <sup>3</sup>
II <sup>10</sup>	III <sup>7</sup>	IV <sup>10</sup>

I <sup>3</sup>	IV <sup>11</sup>	II <sup>9</sup>
III <sup>7</sup>	III <sup>7</sup>	I <sup>6</sup>




II <sup>9</sup>	I <sup>11</sup>	I <sup>11</sup>
IV <sup>10</sup>	I <sup>12</sup>	II <sup>9</sup>

15   



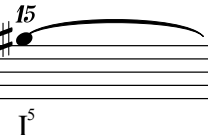
I<sup>6</sup>                      I<sup>6</sup>                      III<sup>12</sup>

15   



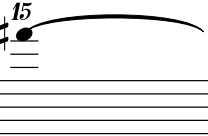
II<sup>9</sup>                      II<sup>9</sup>                      II<sup>8</sup>

8   



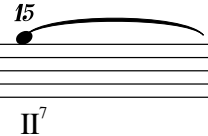
IV<sup>9</sup>                      II<sup>4</sup>                      III<sup>11</sup>

8   



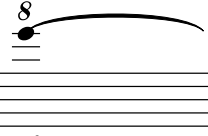
III<sup>6</sup>                      I<sup>5</sup>                      I<sup>5</sup>

15+   


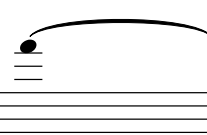
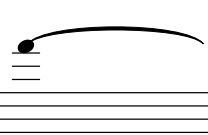
III<sup>11</sup>                      III<sup>11</sup>                      I<sup>9</sup>

22   

II<sup>10</sup>                      II<sup>7</sup>                      II<sup>7</sup>

#   

III<sup>5</sup>                      III<sup>5</sup>                      III<sup>9</sup>

# 8   

III<sup>10</sup>                      IV<sup>7</sup>                      IV<sup>7</sup>

III<sup>9</sup> II<sup>6</sup>  
 IV<sup>13</sup> IV<sup>13</sup>  
 III<sup>6</sup> II<sup>12</sup>  
 I<sup>8</sup> I<sup>8</sup>  
 II<sup>12</sup> IV<sup>13</sup>  
 I<sup>4</sup> II<sup>3</sup>  
 II<sup>2</sup> I<sup>2</sup>  
 II<sup>3</sup> I<sup>4</sup>

The image displays six systems of musical notation, each consisting of two staves. The notation includes slurs, fingering numbers (8 and 15), and Roman numerals indicating chord positions. Vertical dashed lines connect the notes between the two staves in each system.

- System 1:** Top staff has notes with fingering 15 and a plus sign (+). Bottom staff has notes with fingering 8 and 15. Roman numerals II<sup>11</sup> and I<sup>7</sup> are shown.
- System 2:** Top staff has notes with fingering 8. Bottom staff has notes with fingering 15 and 8. Roman numerals I<sup>7</sup> and IV<sup>12</sup> are shown.
- System 3:** Top staff has notes with fingering 8. Bottom staff has notes with fingering 8 and 15. Roman numerals III<sup>8</sup> and IV<sup>12</sup> are shown.
- System 4:** Top staff has notes with fingering 15 and a sharp sign (#). Bottom staff has notes with fingering 8 and 15. Roman numerals III<sup>4</sup> and II<sup>10</sup> are shown.
- System 5:** Top staff has notes with fingering 15 and a sharp sign (#). Bottom staff has notes with fingering 15 and 15. Roman numerals II<sup>10</sup> and II<sup>11</sup> are shown.
- System 6:** Top staff has notes with fingering 15 and a plus sign (+). Bottom staff has notes with fingering 15 and 15. Roman numerals I<sup>7</sup> and I<sup>7</sup> are shown.

$\text{II}^5$        $\text{II}^5$

$\text{I}^7$        $\text{IV}^{11}$

$\text{II}^5$        $\text{III}^7$

$\text{IV}^{11}$        $\text{IV}^{11}$

$\text{III}^7$        $\text{II}^{10}$

$\text{IV}^{11}$        $\text{IV}^{11}$

$\text{III}^7$        $\text{III}^7$

$\text{IV}^{11}$        $\text{IV}^{11}$