

under the trees
voice & percussion (4 perc.)

eva-maria houben

2002

under the trees

voice & percussion (4 perc.)

eva-maria houben

2002

für lisa.

for lisa.

bambus

ein röhrengeläut aus bambusröhren, frei aufgehängt:

das geläut langsam bewegen, wie ein stiller windzug, leise –
während der angegebenen zeit.

zwei unterschiedlich klingende steinpaare

✂ : gegeneinander schlagen (eher leise).

○ : aneinander reiben.

⊗ : gegeneinander schlagen, gleich darauf reiben.

⤿ : während der angegebenen zeit.

fellinstrument

○ : von hand streichen, langsame kreisbewegungen, leise.

✂ : leise (mit finger) klopfen.

stimme

ein ton (bei dem einmal gewählten ton bleiben), leise.

○ : atem frei strömen lassen, bis der ton verklungen ist.

∩ : wie „ball“ (engl.).

endungen: p, t, k.

m: summen.

dauer: 60 minuten.

bamboo

bells of bamboo, pending freely:

move the bells slowly, like a soft wind stream, quietly and calmly

– during the indicated time.

two pairs of stones – sounding differently

↘ : clap towards each other (rather softly).

o : rub them.

⊗ : at first clap the stones, then rub them.

∩ : during the indicated time.

skin

o : strike with your hand, slow circular motions, softly.

↘ : tap softly (with your finger).

voice

one single sound (keep the sound all the time), sing softly.

o : free stream of breath, until the sound decays.

o : : like “ball”.

suffixes: p, t, k.

m: humming.

duration: 60 minutes.

bambus

bamboo

0:00

12:00

25:00

32:00

40:00






52:00

55:00

60:00

steinpaar 1

stones 1




0:00		3:00
3:00		4:00
4:00		7:00
14:00		18:00
18:00		22:00

$\downarrow = 72$

28:00

Handwriting practice sheet showing musical notation on a five-line staff. The notation consists of rhythmic patterns of eighth notes with stems pointing down. The first 10 rows show a sequence of eighth notes with stems pointing down. The 11th row shows a sequence of eighth notes with stems pointing down, some marked with a circled 'X'. The 12th row shows a sequence of eighth notes with stems pointing down, some marked with a circled 'X'. The 13th row shows a sequence of eighth notes with stems pointing down, some marked with a circled 'O'. The 14th row shows a sequence of eighth notes with stems pointing down, some marked with a circled 'O'.

[32:00]


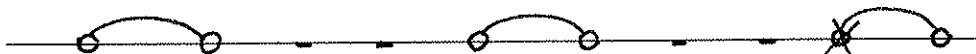
43:00		50:00
50:00		53:00
53:00		56:00

steinpaar 2


stones 2

$\downarrow = 60$

5:00



[7:00]



7:00



10:00



10:00




12:00

$\lambda = 60$

21:00



[25:00]



25:00



27:00

27:00



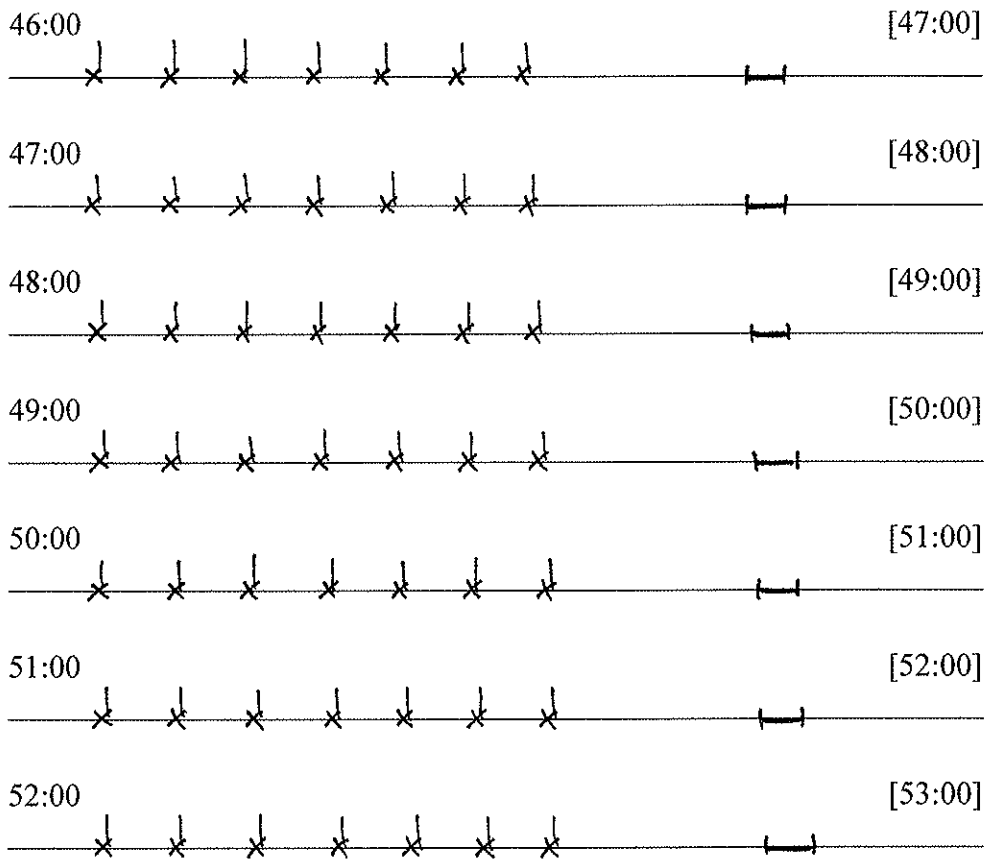
30:00

30:00



33:00

$\downarrow = 56$



53:00



55:00

57:00








60:00




fell

skin





$\text{♩} = 60$

15:00



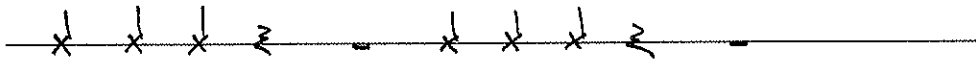


) = 48





$\downarrow = 60$








[30:00]



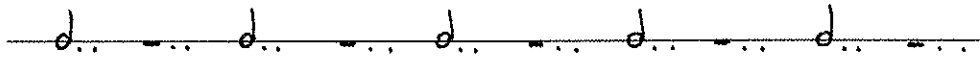
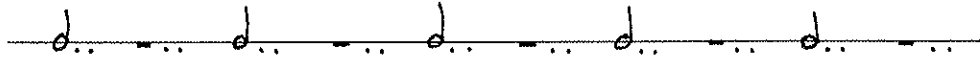
$\downarrow = 60$

38:00






$\text{♩} = 56$



[48:00]



stimme

voice

