

**bild an bildchen**

für sprechstimme, perkussion, flöte und klarinette

text: eva-maria houben

eva-maria houben

2004

bild an bildchen

für sprechstimme, perkussion, flöte und klarinette

text: eva-maria houben

eva-maria houben

2004

30 bilder.

jedes bild besteht aus mindestens zwei klängen (= zusammenklang flöte / klarinette und perkussionsklang bzw. -klangfolge) und einem satzfragment.

die ausführenden legen die zuordnung eines satzfragments zu einem bild fest.

die klänge sind in der angegebenen reihenfolge auszuführen.

das satzfragment wird irgendwann im verlauf eines bildes gesprochen.

zwischen den klängen eines bildes sind (auch längere) pausen zu machen.

einige der 30 bilder oder alle auswählen und in freier reihenfolge aufführen.

ein bild sollte nicht wiederholt werden.

sprechstimme (männliche oder weibliche stimme):

der sprecher spricht einen inneren monolog. ab und zu tauchen satzfragmente an die oberfläche und werden hörbar. sie können (unhörbar) fortgedacht werden: am ende eines jeden fragments die stimme auf der höhe lassen, so, als werde (unhörbar) weitergesprochen.

sprechtempo, lautstärke und stimmungsfarbe wechseln mit dem charakter eines jeweiligen satzfragments, bewegen sich zwischen traumverlorenheit und gedanklicher klarheit.

jedes fragment zusammenhängend (in einem atembogen) und ruhig sprechen.

wenn auch einzelne satzfragmente dynamisch hervortreten können, so bewegt sich die stimme doch insgesamt im eher leisen bereich (pp bis mp/mf).

oft denk' ich...

manchmal kommt es mir in den sinn...

ich weiß kaum noch...

ab und zu stelle ich mir vor...

dazu kann ich eigentlich nur sagen...

da fällt mir ein...

vielleicht lässt sich noch herausfinden...

auch bin ich mir nicht sicher...

man könnte doch...

fast hätte ich ganz vergessen...

vielleicht wäre es möglich gewesen...

eine zeitlang war ich der meinung...

man könnte noch einmal versuchen...

das ein oder andere mal war ich drauf und dran...

ich weiß eigentlich nicht ganz genau...

wie konnte ich nur darauf kommen...

da könnte man doch die idee haben...

ich hätte kaum angenommen...

manchmal werde ich den gedanken nicht los...

auf einmal merke ich...

hin und wieder überlege ich...

ich könnte jetzt wirklich nicht genau sagen...

wer hätte denn wissen können...

einmal glaubte ich doch tatsächlich...

längere zeit war mir nicht klar...

da überfiel mich der gedanke...

ich wäre wohl kaum auf die idee gekommen...

vielleicht wäre ich bereit gewesen...

vermutlich wäre es tatsächlich am besten...

ich kann mich kaum noch erinnern...

wer hätte sich zu der zeit vorstellen können...

perkussion:

holztrommel, claves, guiro, wood block,  
große trommel, naturfell, tambourin (mit schellen),  
tamtam, becken, fingerzimbel,  
marimbaphon,  
vibraphon.

~ (mit angabe der dauer): so fortsetzen.

fehlt dieses zeichen, so ist die anzahl der angegebenen impulse verbindlich.

flöte und klarinette:

jeder flöten- und klarinettenklang: eine ruhige ausatmung.

die beiden instrumente spielen etwa gleich leise (p).


flöte und klarinette spielen zusammen; sie spielen immer den gleichen klang.

sie setzen jeweils frei ein, hören jeweils frei auf, spielen aber immer eine zeitlang gleichzeitig.


die partitur ist klingend notiert.

die intonation eines einmal angefangenen klangs sollte beibehalten werden.

naturfell mit fingernagel streichen, 6 bis 8 sekunden.  
zwischen den klängen etwa ebenso viel zeit lassen.



Three staves of musical notation, each containing five whole notes. The notes are positioned on the first line of each staff, representing a sequence of five notes.




fl  $\ominus$  b  $\ominus$  kl  
naturfell streichen, wie eben.

A single staff of musical notation with a treble clef. It contains three notes: 'fl', 'b', and 'kl'. The notes are marked with a circled cross symbol ( $\ominus$ ). Below the staff is the instruction 'naturfell streichen, wie eben.' and a single staff of musical notation with five whole notes.



fl  $\ominus$  b  $\ominus$  kl  
naturfell mit fingernagel klopfen,  $\ell = 54$  HH.

A single staff of musical notation with a treble clef. It contains three notes: 'fl', 'b', and 'kl'. The notes are marked with a circled cross symbol ( $\ominus$ ). Below the staff is the instruction 'naturfell mit fingernagel klopfen,  $\ell = 54$  HH.' and two staves of musical notation, each containing a sequence of 15 eighth notes.




fl  $\ominus$  b  $\ominus$  kl  
naturfell streichen, wie eben.

A single staff of musical notation with a treble clef. It contains three notes: 'fl', 'b', and 'kl'. The notes are marked with a circled cross symbol ( $\ominus$ ). Below the staff is the instruction 'naturfell streichen, wie eben.' and a single staff of musical notation with five whole notes.




becken, mit stäbchen schlagen.



pppp (kaum hörbar)

etwa 30  
sekunden




becken, mit stäbchen schlagen.



pppp (kaum hörbar)

etwa 30  
sekunden




große trommel, mit stäbchen schlagen.



pp

etwa 30  
sekunden




wood block




claves



naturfell mit fingernagel streichen, etwa 10 sekunden.  
zwischen den klängen etwa ebenso viel zeit lassen.



claves



wood block  $r = 40$  MM

Handwritten musical notation for wood block on three staves. The notation consists of vertical stems with flags, indicating rhythmic patterns. The first staff has 11 notes, the second staff has 11 notes, and the third staff has 11 notes. The notes are arranged in a sequence that suggests a specific rhythmic pattern, possibly a sequence of eighth or sixteenth notes.

Handwritten musical notation for claves on a single staff. The notation starts with a treble clef and a down-bow or breath mark. Below the staff, there are handwritten notes:  $f$ ,  $l$ ,  $\circ$ ,  $b$ ,  $\circ$ ,  $k$ ,  $l$ . The notes are arranged in a sequence that suggests a specific rhythmic pattern, possibly a sequence of eighth or sixteenth notes.

claves  $r = 40$  MM

Handwritten musical notation for claves on a single staff. The notation consists of vertical stems with flags, indicating rhythmic patterns. The notes are arranged in a sequence that suggests a specific rhythmic pattern, possibly a sequence of eighth or sixteenth notes.

tambourin mit schellen,  $\text{♩} = 60 \text{ MM.}$

Handwritten musical notation for tambourin with bells, consisting of three staves. The first staff starts with a dynamic marking 'p'. The notation uses vertical stems with various rhythmic flags and beams to represent the instrument's sound.

Handwritten musical notation on a single staff with a treble clef. Below the staff, the notes are written as  $fl \circ b \bar{\circ} kl$ .

tambourin, wie eben.

Handwritten musical notation for tambourin, consisting of a single staff with rhythmic stems and flags.

fingerzimbel (im gleichen tempo).

Handwritten musical notation for fingerzimbel, consisting of a single staff with dense rhythmic patterns represented by vertical stems grouped together.

p

finger zimbel,  $r = 60$  MM

Handwritten musical notation for finger zimbel, consisting of four staves. The first staff starts with a dynamic marking 'p'. The notation includes various rhythmic patterns and notes.

Handwritten musical notation for a cymbal, showing a treble clef and notes labeled 'fl' and 'kl'.


becken, mit stäbchen schlagen.

Handwritten musical notation for a cymbal, showing a treble clef and notes with a slur.

pppp (kaum hörbar)

40 bis 60 sekunden.



guiro. eine bewegung: hin - her - hin. hart,  
kräftig, schnell (bei 2 bewegungen etwas zeit lassen).




guiro, wie eben.



holztrommel (mit hartem schlegel),  $r = 54$  MM



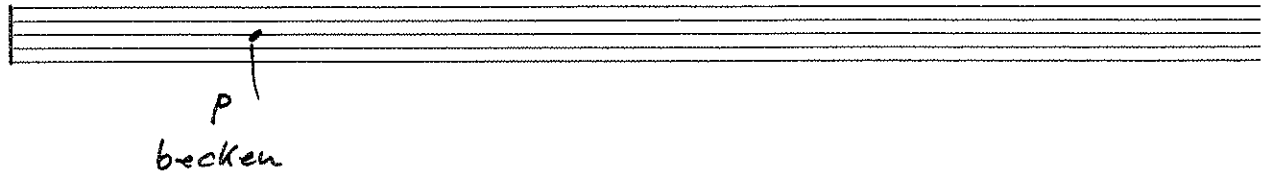
guiro, wie eben.




große trommel, mit stäbchen schlagen.




becken, mit stäbchen schlagen.





becken




große trommel




becken




becken




große trommel



becken



große trommel



claves,  $\rho = 78$  MM

A single staff of music containing eight vertical stems, each with a small circle above it, representing a rhythmic pattern. The dynamic marking *mp* is written below the first stem.

A single staff of music with a treble clef. The notation consists of a whole note with a circled *fl* above it, followed by a whole note with a circled *b* above it, and a whole note with a circled *kl* above it.

claves,  $\rho = 64$  MM

A single staff of music containing eight vertical stems, each with a small circle above it, representing a rhythmic pattern. The dynamic marking *mp* is written below the first stem.

A single staff of music with a treble clef. The notation consists of a whole note with a circled *fl* above it, followed by a whole note with a circled *b* above it, and a whole note with a circled *kl* above it.

claves,  $\rho = 52$  MM

A single staff of music containing eight vertical stems, each with a small circle above it, representing a rhythmic pattern. The dynamic marking *mp* is written below the first stem.

A single staff of music with a treble clef. The notation consists of a whole note with a circled *fl* above it, followed by a whole note with a circled *b* above it, and a whole note with a circled *kl* above it.




naturfell, mit der flachen hand Streichen.



etwa 10 sekunden.


becken (sehr weiche schlegel).




PPP

etwa 10 sekunden.


naturfell, wie eben.




becken, wie eben.



PPP



naturfell, wie eben.



Vibraphon, mit Streicherbogen streichen (ruhig).  
wie eine Melodie spielen, zwischen den Klängen  
Zeit zum Atmen lassen.

ppp

f  $\flat$   $\bar{\flat}$   $\bar{k}l$

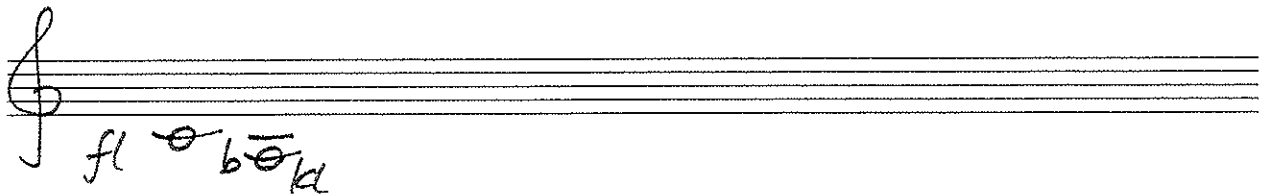
Vibraphon, wie eben.

ppp

marimbaphon,  $\downarrow = 50$  MM




marimbaphon,  $\downarrow = 50$  MM




marimbaphon,  $\downarrow = 50$  MM



claves,  $\uparrow = 60$  MM



claves,  $\uparrow = 60$  MM



Handwritten musical notation on a five-line staff. It features a treble clef, a common time signature (C), and the notes  $f$ ,  $b$ , and  $\bar{e}$  with a  $kl$  marking below the  $\bar{e}$ .

Handwritten musical notation on a five-line staff, identical to the first block, showing a treble clef, common time, and notes  $f$ ,  $b$ , and  $\bar{e}$  with a  $kl$  marking.

claves,  $r = 15$  MM

A five-line staff containing a sequence of 15 vertical stems, each with a short horizontal line at the top, representing a rhythmic pattern. The dynamic marking  $pp$  is written below the first stem.



claves,  $r = 15$  MM

A five-line staff containing a sequence of 15 vertical stems, each with a short horizontal line at the top, representing a rhythmic pattern. The dynamic marking  $pp$  is written below the first stem.



claves,  $r = 15$  MM

A five-line staff containing a sequence of 15 vertical stems, each with a short horizontal line at the top, representing a rhythmic pattern. The dynamic marking  $pp$  is written below the first stem.

vibraphon. wie eine melodie spielen, etwas zeit lassen zwischen den klängen. weiche schlegel.

Handwritten musical notation on a five-line staff. It begins with a treble clef. The first measure contains a chord of three notes (F4, A4, C5) with a fermata above them. The second measure contains a single note (F4) with a fermata. The third measure contains a chord of three notes (F4, A4, C5). The dynamic marking 'pp' is written below the first measure.

vibraphon, wie eben.

Handwritten musical notation on a five-line staff. It begins with a treble clef. The first measure contains a chord of three notes (F4, A4, C5) with a fermata above them. The second measure contains a single note (F4) with a fermata. The third measure contains a chord of three notes (F4, A4, C5). The dynamic marking 'pp' is written below the first measure.

Handwritten musical notation on a five-line staff. It begins with a treble clef. The first measure contains a chord of three notes (F4, A4, C5) with a fermata above them. The second measure contains a single note (F4) with a fermata. The third measure contains a chord of three notes (F4, A4, C5). The dynamic marking 'fl' is written below the first measure.

vibraphon, schlegel wie eben.

Handwritten musical notation on a five-line staff. It begins with a treble clef. The first measure contains a chord of three notes (F4, A4, C5) with a fermata above them. The second measure contains a single note (F4) with a fermata. The third measure contains a chord of three notes (F4, A4, C5). The dynamic marking 'pp' is written below the first measure.

Handwritten musical notation on a five-line staff. It begins with a treble clef. The first measure contains a chord of three notes (F4, A4, C5) with a fermata above them. The second measure contains a single note (F4) with a fermata. The third measure contains a chord of three notes (F4, A4, C5). The dynamic marking 'fl' is written below the first measure.

vibraphon, wie eben.

Handwritten musical notation on a five-line staff. It begins with a treble clef. The first measure contains a chord of three notes (F4, A4, C5) with a fermata above them. The second measure contains a single note (F4) with a fermata. The third measure contains a chord of three notes (F4, A4, C5).

fl  $\ominus$  b  $\ominus$  kl

marimbaphon,  $\downarrow = 12$  MM


pppp (schwach hörbar)

marimbaphon, wie eben.

marimbaphon, wie eben.


marimbaphon, wie eben.

große trommel, weiche schlegel.




pppp

30 bis 40 sekunden.




große trommel, schlegel wie eben.



pppp

90 bis 120 sekunden.


tamtam, mit weichem schlegel schlagen.  
♩ = 6 MM



pp




tamtam, wie eben.




pp



tamtam, wie eben.



pp



tamtam, wirbel mit stäbchen.




pp

etwa 30 sekunden.




marimbaphon




Handwritten musical notation for marimbaphon. It features a treble clef on a five-line staff. The notes are a cluster of three notes: a quarter note on the second line (F4), a quarter note on the second space (G4), and a quarter note on the third line (A4). Above the notes is the handwritten letter 'tr'. Below the notes is the dynamic marking 'pp'. To the right of the staff, the text '30 bis 40 sekunden.' is written.

claves




Handwritten musical notation for claves. It consists of a five-line staff with a single quarter note on the second line (F4).



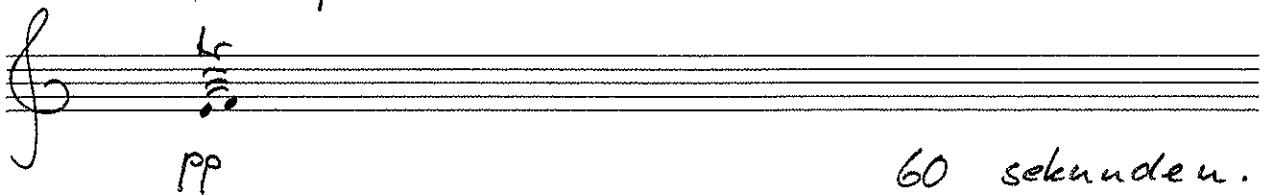
Handwritten musical notation for a flute (fl). It features a treble clef on a five-line staff. The notes are a cluster of three notes: a quarter note on the second line (F4), a quarter note on the second space (G4), and a quarter note on the third line (A4). The notes are marked with a circled 'tr' above them. Below the notes is the dynamic marking 'pp'.

claves

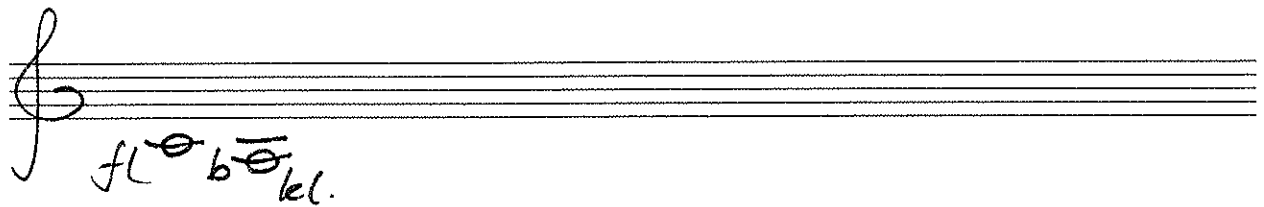


Handwritten musical notation for claves. It consists of a five-line staff with a single quarter note on the second line (F4).


marimbaphon



Handwritten musical notation for marimbaphon. It features a treble clef on a five-line staff. The notes are a cluster of three notes: a quarter note on the second line (F4), a quarter note on the second space (G4), and a quarter note on the third line (A4). Above the notes is the handwritten letter 'tr'. Below the notes is the dynamic marking 'pp'. To the right of the staff, the text '60 sekunden.' is written.



beckenrand mit streicherbogen streichen.  
langsam, leise. 3 bis 5 mal.



etwas zeit lassen zwischen den klängen.

fl  $\circ$  b  $\circ$  kl

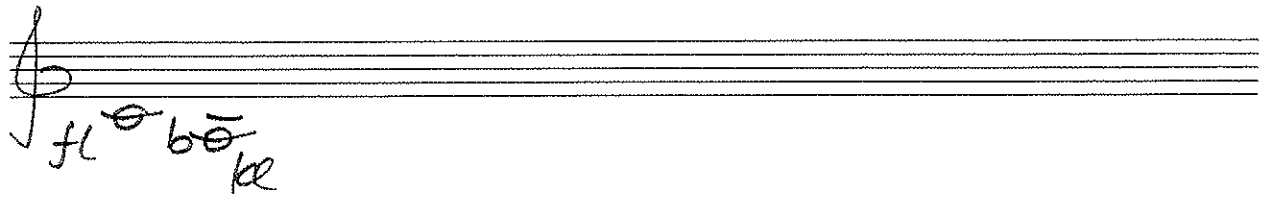


claves

p


fl  $\circ$  b  $\circ$  kl

claves


p



tamtam: rand mit streicherbogen streichen, langsam.



tamtam, wie eben.



fl  $\sharp$  b  $\bar{o}$  kl

fl  $\sharp$  b  $\bar{o}$  kl


fingerringel,  $r = 120$  MM

pp




fingerringel,  $r = 120$  MM

pp



große trommel, mit stäbchen schlagen;  $f = 54 \text{ MM}$ .



pp


etwa 2 minuten.

tamtam, mit stäbchen streichen.




pp

50 bis 60 sekunden.




tamtam, wie eben.



pp

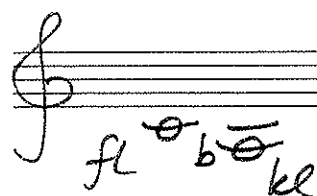
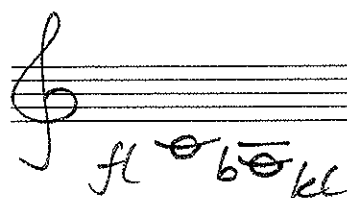
50 bis 60 sekunden.

große trommel, mit harten schlegeln.




ppp

etwa 60 sekunden.



große trommel, wie eben



ppp

etwa 60 sekunden.



große trommel, mit weichen schlegel schlagen.  
ein dumpfer, sehr leiser klang.

Handwritten musical notation for a drum part. It consists of three staves. The top two staves each contain ten vertical stems, representing a rhythmic pattern. The bottom staff contains a single vertical stem at the beginning, followed by a long horizontal line, indicating a sustained or continuous sound.

Handwritten musical notation featuring a treble clef on the left. Below the clef, there are three notes: 'fl', 'b', and 'ke'. The 'fl' note has a circle above it, and the 'b' note has a horizontal line above it. The 'ke' note has a circle above it. The rest of the staff is empty.

große trommel, wie eben.

Handwritten musical notation for a drum part. It consists of two staves. The top staff contains ten vertical stems, representing a rhythmic pattern. The bottom staff contains three vertical stems at the beginning, followed by a long horizontal line, indicating a sustained or continuous sound.

claves

f/mf  
guiro

f/mf  
claves

f/mf  
guiro

f/mf  
claves

f/mf  
guiro

f/mf


f/mf  
guiro

f/mf  
claves


f/mf  
guiro

f/mf

tamtam. sehr lange mit einem flummi aus  
hartgummi streichen (in kreisbewegung). der  
flummi ist an einem haken zu führen.



so lange streichen, bis sich ein mächtiger  
klang entfaltet hat. lange verklingen lassen.



holztrommel, mit hartem holzschlegel;  $\text{♩} = 68 \text{ MM}$




Handwritten musical notation for a drum part on three staves. The notation consists of vertical stems on a five-line staff. The first staff has 14 stems, the second has 14 stems, and the third has 4 stems. The dynamic marking *mf/f* is written below the first staff.

Handwritten musical notation for a finger cymbal part on one staff. The notation consists of vertical stems on a five-line staff. The dynamic marking *fl* is written below the first stem, and *b* and *kl* are written below the second and third stems respectively.

Handwritten musical notation for a finger cymbal part on one staff. The notation consists of vertical stems on a five-line staff. The dynamic marking *fl* is written below the first stem, and *b* and *kl* are written below the second and third stems respectively.

fingerringel;  $\text{♩} = 84 \text{ MM}$

Handwritten musical notation for a finger cymbal part on one staff. The notation consists of vertical stems on a five-line staff. The dynamic marking *mf/f* is written below the first stem.



marimbaphon



wie eine melodie spielen; immer einige zeit zum atmen lassen zwischen den klängen.