

**some tunes**

**vol. I**

for one performer

eva-maria houben

2006

some tunes

vol. I

for one performer

eva-maria houben

2006

ein tone pro seite.

alle klänge sind leise.

pro tone die oktavlage festlegen.

einige/mehrere klänge in einem atembogen bzw. auf einem bogenstrich spielen. die atemlänge bzw. die strichlänge und die anzahl der durch den atembogen oder den bogenstrich zusammengefassten klänge bestimmen die dauer der klänge.

atemzäsuren selbst setzen.

die dauer einer ruhigen ausatmung oder eines ruhigen bogenstrichs (bis zu 30 sekunden) ist das maß auch für tasten- oder perkussionsinstrumente.

der ausführende kann hier und da, ab und zu eine zäsur setzen, die deutlich länger ist als eine atemzäsur vor dem nächsten bogen. eine solche zäsur: ein längeres innehalten und verweilen, ein etliche zeit andauerndes still-bleiben.

pro tone kann es wenige, mehr oder auch viele längere zäsuren geben.

one tune per page.

all sounds are soft.



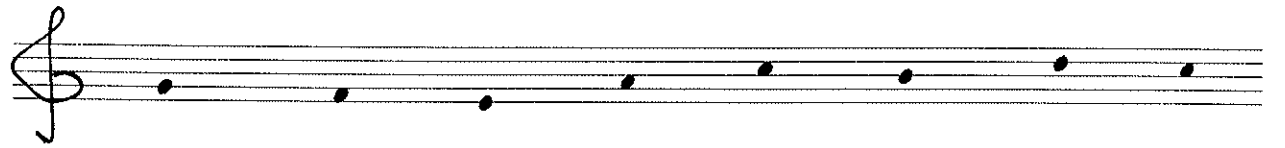


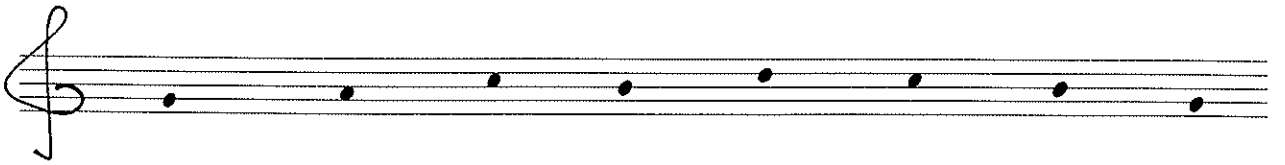

choose the register per page.


play some or several sounds on one breath, on one bow. the duration of the breath or bow and the number of sounds you collect for one breath, one bow determine the duration of the sounds.  
free choice of pauses to breath.




the duration of a quiet breath or bow (up to 30 seconds) determines the duration of the sounds playing piano or percussions.



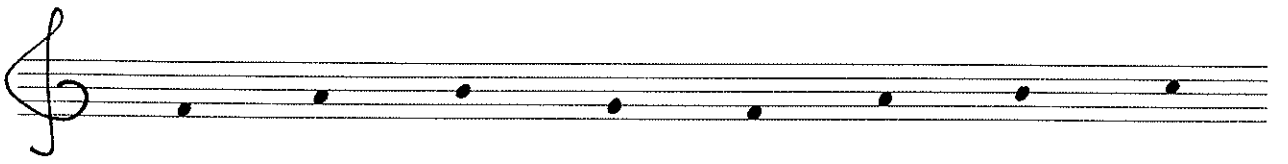



the performer may stop off and on; this interruption may be distinctly longer than a pause before the next bow or breath: a longer stay, a rest in silence which persists.

there may be some, more or many longer interruptions per tune.

































This image displays eight staves of handwritten musical notation, arranged vertically. Each staff begins with a treble clef. The notes are written as solid black dots on the five-line staff. The sequence of notes on each staff is as follows:

- Staff 1: G4, A4, B4, C5, B4, A4, G4, F4
- Staff 2: G4, A4, B4, C5, B4, A4, G4, F4
- Staff 3: G4, A4, B4, C5, B4, A4, G4, F4
- Staff 4: G4, A4, B4, C5, B4, A4, G4, F4
- Staff 5: G4, A4, B4, C5, B4, A4, G4, F4
- Staff 6: G4, A4, B4, C5, B4, A4, G4, F4
- Staff 7: G4, A4, B4, C5, B4, A4, G4, F4
- Staff 8: G4, A4, B4, C5, B4, A4, G4, F4

