

golden sun
für saxophon
for saxophone

eva-maria houben

2006

golden sun
für saxophon
for saxophone

eva-maria houben
2006

unangestrengt leise.

gelassen und wie beiläufig spielen.

fast nichts.



: atempause.

die klänge von atemzeichen zu atemzeichen auf einem ruhigen atembogen spielen.

alle klänge eines atembogens sind etwa gleich lang.

↑. ↓. : eine kurze, fast nebensächlich wirkende fortsetzung des vorhergehenden klangs.

klingt am ehesten wie eine leichte verstimmung des vorhergehenden klangs. diese kurzen klänge schließen unmittelbar an den vorhergehenden klang an und geben fast nur einen hinweis auf eine tendenz.

↓ : tendenz abwärts.

↑ : tendenz aufwärts.

soft, without any effort.

play in a relaxed way, somewhat casually.

nearly nothing.

✓ : a short break to breath.

play the sounds from break to break on one quiet breath.

each sound of one breath is nearly as long as another.






↑• ↓• : a short continuation of the sound, which seems to be rather accidental.






sounds perhaps like a slight detuning of the preceding sound.






these short sounds follow immediately and don't give more than a small hint at a tendency.




↓• : tendency downwards.






↑• : tendency upwards.

























The image displays eight staves of handwritten musical notation, each beginning with a treble clef. The notes are dotted and connected by slurs, indicating a legato or sustained performance. The notation is as follows:





- Staff 1: Two phrases. The first phrase has a slur over four dotted notes with a downward-pointing arrow and a 'V' above it. The second phrase has a slur over four dotted notes with an upward-pointing arrow and a 'V' above it.
- Staff 2: Two phrases. The first phrase has a slur over five dotted notes with an upward-pointing arrow and a 'V' above it. The second phrase has a slur over three dotted notes with an upward-pointing arrow and a 'V' above it.
- Staff 3: Two phrases. The first phrase has a slur over three dotted notes with a downward-pointing arrow and a 'V' above it. The second phrase has a slur over three dotted notes with an upward-pointing arrow and a 'V' above it.
- Staff 4: One phrase with a slur over five dotted notes, a downward-pointing arrow, and a 'V' above it.
- Staff 5: Two phrases. The first phrase has a slur over three dotted notes with a downward-pointing arrow and a 'V' above it. The second phrase has a slur over three dotted notes with a downward-pointing arrow and a 'V' above it.
- Staff 6: One phrase with a slur over five dotted notes, a downward-pointing arrow, and a 'V' above it.
- Staff 7: Two phrases. The first phrase has a slur over three dotted notes with a downward-pointing arrow and a 'V' above it. The second phrase has a slur over three dotted notes with a downward-pointing arrow and a 'V' above it.
- Staff 8: One phrase with a slur over five dotted notes, a downward-pointing arrow, and a 'V' above it.









8







The image displays eight staves of handwritten musical notation in treble clef. Each staff contains two measures of music. The notes are connected by slurs, and various fingerings are indicated by arrows and the letter 'V'.
- Staff 1: Two measures, each with a slur over two notes. Fingerings: V (above), down arrow (below), V (above), down arrow (below).
- Staff 2: Two measures, each with a slur over two notes. Fingerings: V (above), down arrow (below), V (above), up arrow (below), V (above).
- Staff 3: Two measures, each with a slur over two notes. Fingerings: V (above), up arrow (below), V (above), down arrow (below), V (above).
- Staff 4: Two measures, each with a slur over two notes. The second note of the second measure has a sharp sign (#). Fingerings: V (above), down arrow (below), V (above), down arrow (below), V (above).
- Staff 5: Two measures, each with a slur over two notes. Fingerings: V (above), up arrow (below), V (above), down arrow (below), V (above).
- Staff 6: Two measures, each with a slur over two notes. Fingerings: V (above), down arrow (below), V (above), up arrow (below), V (above).
- Staff 7: Two measures, each with a slur over two notes. Fingerings: V (above), up arrow (below), V (above), down arrow (below), V (above).
- Staff 8: Two measures, each with a slur over two notes. Fingerings: V (above), down arrow (below), V (above), down arrow (below), V (above).