

**three lullabies**

für klavier

for piano

eva-maria houben

2007

three lullabies




für klavier

for piano


eva-maria houben

2007

## I

 etwa 50 MM.  
jede zeile (   ) einige male wiederholen.  
una corda.  
rechtes pedal auf jedem klang.  
insgesamt sehr leise.

## II

 etwa 20 MM.  
jeden ton kurz (nicht zu heftig) anschlagen, den nachhall wie eine  
ferne melodie spielen.  
ohne pedal.  
strenges legato der stummen tasten.

## III

tonhaltepedal nach dem anschlagen des tiefen tons treten und  
halten.  
die folgenden töne sehr leise in den verklingenden klang  
hineinspielen und halten.

## I

♪ : about 50 MM.  
repeat each line ( ♯ ♭ ) several times.  
una corda. (left pedal: only one string) all the time.  
right pedal on each sound.  
play very softly.

## II

♪ : about 20 MM.  
● : this note is played. press down the key with one short attack (mf).  
◇ : press down the key – without sound, mute.  
if you play now the black note with a short attack, you keep on pressing the mute key – and you hear the overtones.  
play these overtones like a distant melody.  
play without pedal.  
change from mute key to mute key in strict legato (in tempo 20 MM).

## III

press down the middle pedal after the attack of the low sound – and keep it. if you don't have a middle pedal, use the right pedal.  
wait and listen: then play the following sounds – very softly; they may occur after the decay of the low sound or while this sound is decaying.

# I

The image displays 12 staves of handwritten musical notation, each containing two chords. The notation is as follows:

- Staff 1: Chord 1 (F major, F4, A4, C5), Chord 2 (F major, F4, A4, C5)
- Staff 2: Chord 1 (F major, F4, A4, C5), Chord 2 (F major, F4, A4, C5)
- Staff 3: Chord 1 (F major, F4, A4, C5), Chord 2 (F major, F4, A4, C5)
- Staff 4: Chord 1 (F major, F4, A4, C5), Chord 2 (F major, F4, A4, C5)
- Staff 5: Chord 1 (F major, F4, A4, C5), Chord 2 (F major, F4, A4, C5)
- Staff 6: Chord 1 (F major, F4, A4, C5), Chord 2 (F major, F4, A4, C5)
- Staff 7: Chord 1 (F major, F4, A4, C5), Chord 2 (F major, F4, A4, C5)
- Staff 8: Chord 1 (F major, F4, A4, C5), Chord 2 (F major, F4, A4, C5)
- Staff 9: Chord 1 (F major, F4, A4, C5), Chord 2 (F major, F4, A4, C5)
- Staff 10: Chord 1 (F major, F4, A4, C5), Chord 2 (F major, F4, A4, C5)
- Staff 11: Chord 1 (F major, F4, A4, C5), Chord 2 (F major, F4, A4, C5)
- Staff 12: Chord 1 (F major, F4, A4, C5), Chord 2 (F major, F4, A4, C5)

II

1

The first system of handwritten musical notation consists of two staves. The upper staff is in treble clef and contains a melodic line of seven notes: a quarter note on G4, a quarter note on A4, a quarter note on B4, a quarter note on C5, a quarter note on D5 with a sharp sign, a quarter note on E5 with a sharp sign, and a quarter note on F5 with a sharp sign. The lower staff is in bass clef and contains a diamond-shaped accompaniment consisting of seven notes: a diamond on G3, a diamond on F3, a diamond on E3, a diamond on D3, a diamond on C3 with a sharp sign, a diamond on B2, and a diamond on A2.

The second system of handwritten musical notation consists of two staves. The upper staff is in treble clef and contains a melodic line of six notes: a quarter note on G4, a quarter note on A4, a quarter note on B4, a quarter note on C5, a quarter note on B4, and a quarter note on A4. The lower staff is in bass clef and contains a diamond-shaped accompaniment consisting of six notes: a diamond on G3, a diamond on F3, a diamond on E3, a diamond on D3, a diamond on C3 with a sharp sign, and a diamond on B2. A treble clef is written at the end of the lower staff.

II

2

The first system of handwritten musical notation consists of two staves. The upper staff is in treble clef and contains a sequence of seven notes: a quarter note G4, a quarter note A4, a quarter note B4, a quarter note C5, a quarter note B4 with a flat, a quarter note A4 with a flat, and a quarter note G4. The lower staff is in bass clef and contains seven diamond-shaped symbols representing chords. From left to right: a diamond with a flat on the first line (F4), a diamond on the second line (G4), a diamond with three vertical lines above it (triple G4), a diamond with a flat on the second line (G4), a diamond with a flat on the first line (F4), a diamond with a flat on the first line (F4), and a diamond with a flat on the first line (F4) and a flat on the second line (G4).

The second system of handwritten musical notation consists of two staves. The upper staff is in treble clef and contains a sequence of seven notes: a quarter note G4, a quarter note A4, a quarter note B4, a quarter note C5, a quarter note B4, a quarter note A4, and a quarter note G4. The lower staff is in bass clef and contains seven diamond-shaped symbols representing chords. From left to right: a diamond on the second line (G4), a diamond on the second line (G4), a diamond on the second line (G4), a diamond with a flat on the second line (G4), a diamond with a flat on the second line (G4), a diamond with a flat on the second line (G4) and a sharp on the first line (F4), and a diamond with a flat on the second line (G4) and a sharp on the first line (F4).

II

3

The first system of handwritten musical notation consists of two staves. The upper staff is a treble clef staff containing a sequence of eight eighth notes: G4, A4, B4, C5, B4, A4, G4, and F4. The lower staff is a bass clef staff containing eight diamond-shaped symbols, likely representing fingerings or ornaments, positioned below the staff line. The symbols are: a diamond with a slash, a diamond, a diamond, a diamond, a diamond, a diamond with a slash, a diamond, and a diamond.

The second system of handwritten musical notation consists of two staves. The upper staff is a treble clef staff containing a sequence of seven notes: G4, A4, B4 with a sharp sign, C5 with a sharp sign, B4 with a sharp sign, A4 with a sharp sign, and G4 with a sharp sign. The lower staff is a bass clef staff containing seven diamond-shaped symbols. The symbols are: a diamond, a diamond with a sharp sign, a diamond with a sharp sign, a diamond, a diamond, a diamond, and a diamond with a double bar line.



III

Handwritten musical notation for the first system. The treble clef staff contains a half note with a fermata above it, followed by a melodic line of quarter notes with accidentals (F#, G#, A, B). The dynamic marking *ppp* is written below the staff. The bass clef staff contains a quarter note with a fermata above it, followed by a melodic line of quarter notes with accidentals (G, A, B, C). The dynamic marking *mp* is written below the staff.

Handwritten musical notation for the second system. The treble clef staff contains a half note with a fermata above it, followed by a melodic line of quarter notes with accidentals (F#, G#, A, B). The dynamic marking *ppp* is written below the staff. The bass clef staff contains a quarter note with a fermata above it, followed by a melodic line of quarter notes with accidentals (G, A, B, C). The dynamic marking *mp* is written below the staff.

Handwritten musical notation for the third system. The treble clef staff contains a half note with a fermata above it, followed by a melodic line of quarter notes with accidentals (F, G, A, B). The dynamic marking *ppp* is written below the staff. The bass clef staff contains a quarter note with a fermata above it, followed by a melodic line of quarter notes with accidentals (G, A, B, C). The dynamic marking *mp* is written below the staff.

Handwritten musical notation for the fourth system. The treble clef staff contains a half note with a fermata above it, followed by a melodic line of quarter notes with accidentals (F#, G#, A, B). The dynamic marking *ppp* is written below the staff. The bass clef staff contains a quarter note with a fermata above it, followed by a melodic line of quarter notes with accidentals (G, A, B, C). The dynamic marking *mp* is written below the staff.

Handwritten musical notation for the fifth system. The treble clef staff contains a half note with a fermata above it, followed by a melodic line of quarter notes with accidentals (F, G, A, B). The dynamic marking *ppp* is written below the staff. The bass clef staff contains a quarter note with a fermata above it, followed by a melodic line of quarter notes with accidentals (G, A, B, C). The dynamic marking *mp* is written below the staff.