

# im vorübergehen bewegt

7 instruments

eva-maria houben

© edition wandelweiser **2008**

catalogue number ew16.106

im vorübergehen bewegt

7 instruments

eva-maria houben

2008

klänge sind:

- .
- kurz;
- weder kurz noch lang;
- lang (auch sehr lang).

insgesamt leise.

klänge erscheinen und verschwinden wie beiläufig, fast unmerklich.

oktavlage frei von ton zu ton.

auf jeder seite gibt es fünf zeitzone:

fünf spalten, in denen klänge übereinander geschrieben sind.

lange und mittellange klänge, die übereinander notiert sind, setzen frei ein, schwingen frei aus –

setzen aber so ein, dass sie sich (mehr oder weniger lange) überlappen.

kurze klänge tauchen einzeln, für sich auf.

zusammen mit langen und mittellangen klängen können sie gleichzeitig mit diesen erscheinen.

zwischen den zeitzone bleibt es eine weile still.

sounds are:

- .
- short;
- neither short nor long;
- long (even very long).

play softly.

sounds appear and disappear nearly inaudibly.

free octaves from tone to tone.

there are five “lines” of time on every page:


sounds are written one above the other.


long sounds and rather long (not short) sounds, which are written one above the other, appear freely – and disappear freely: but in a way that they overlap some time.

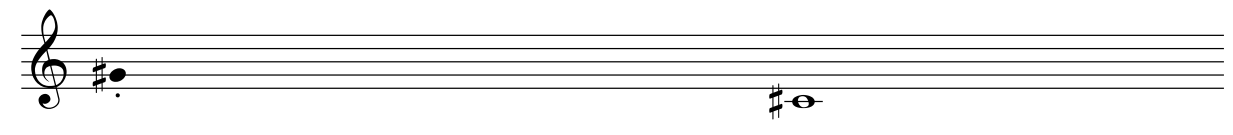
short sounds appear isolated, for themselves.


in the same vertical “line” with the long and rather long sounds they may appear simultaneously with them.


from one vertical “line“ to the other it remains silent for a while.


1 


2 

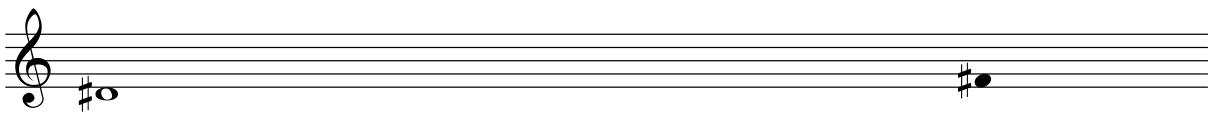
3 


4 


5 


6 


7 


1 


2 

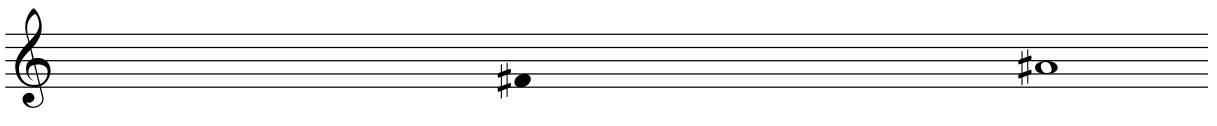
3 


4 


5 

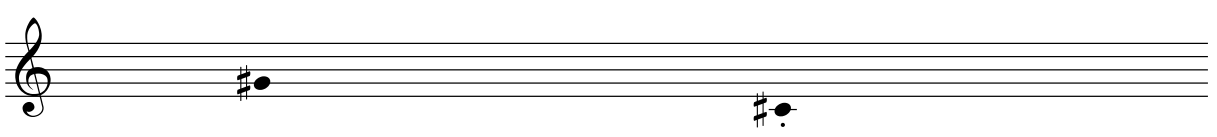
6 

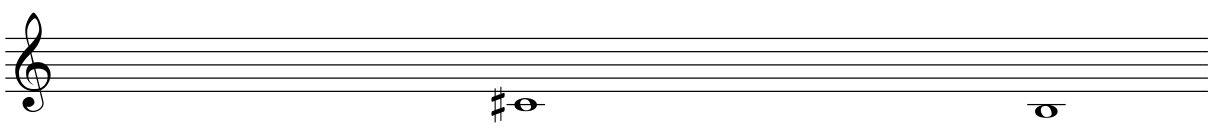
7 

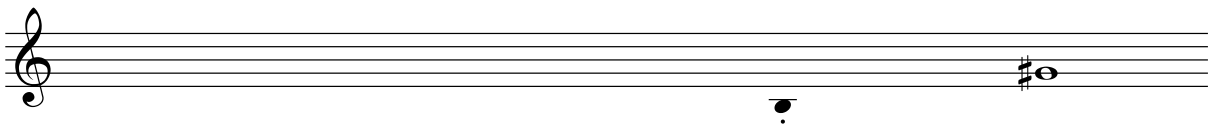
1 

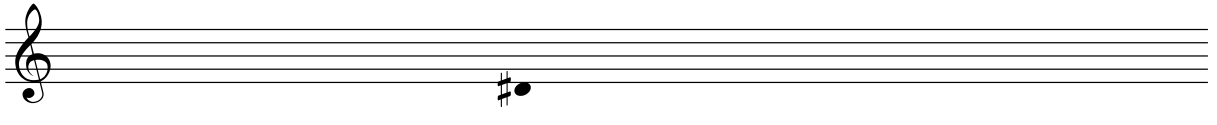
2 

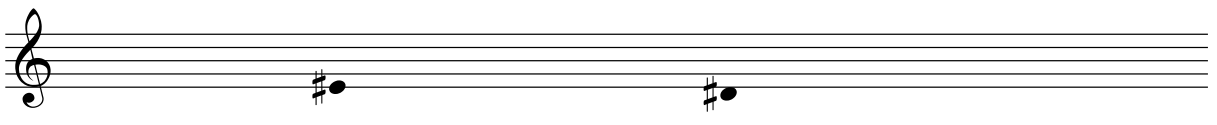
3 


4 


5 

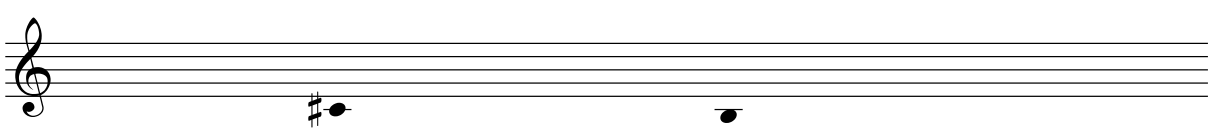
6 

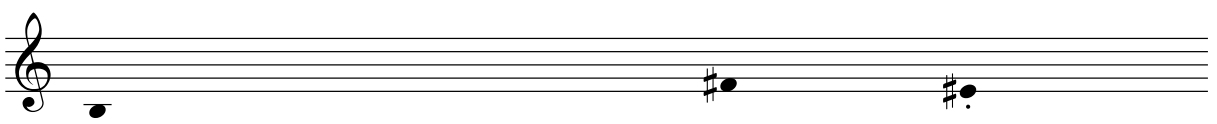
7 


1 


2 

3 

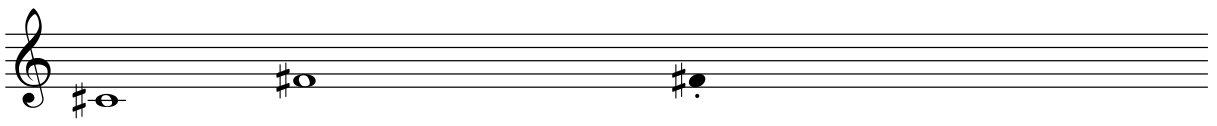
4 


5 

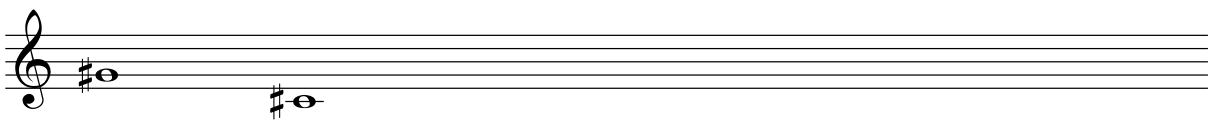
6 

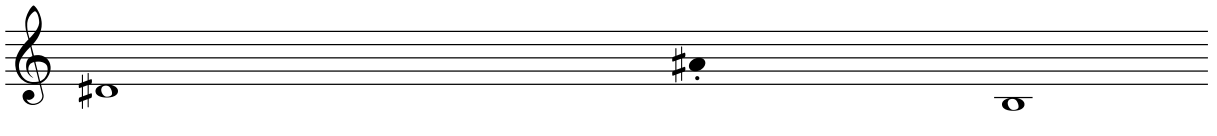
7 





1 


2 

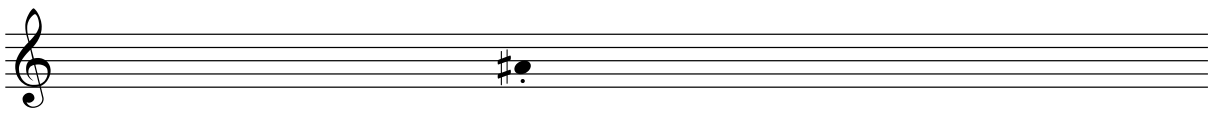
3 


4 


5 

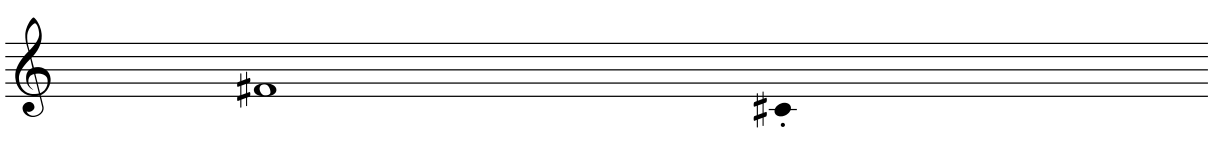
6 

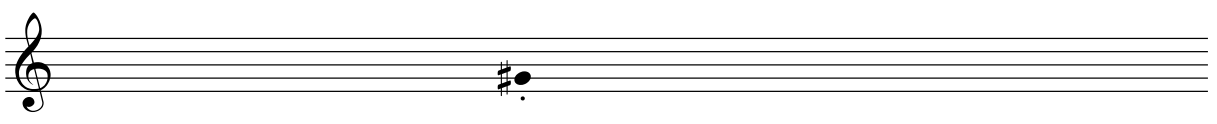
7 

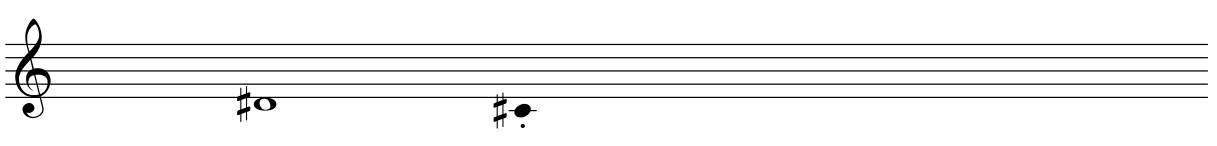
1 

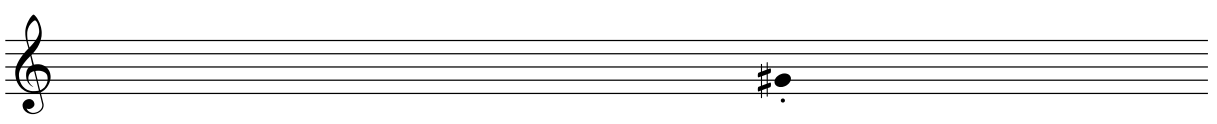
2 

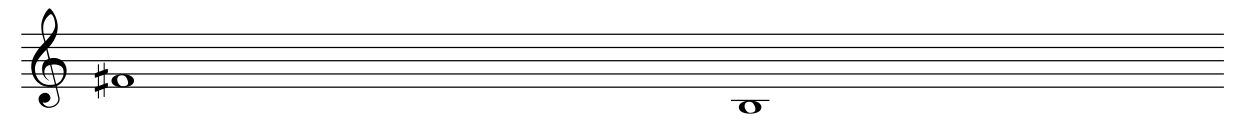
3 


4 


5 


6 


7 


1 

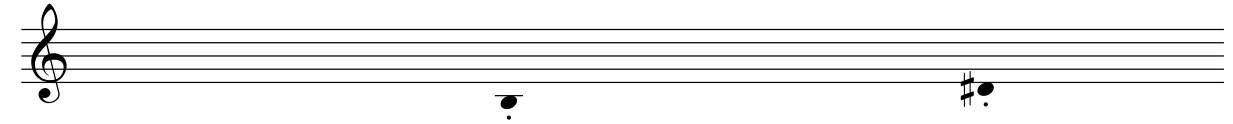
2 

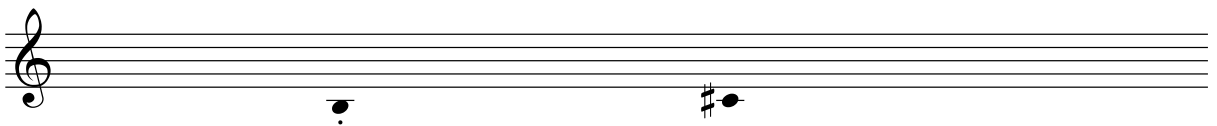
3 


4 

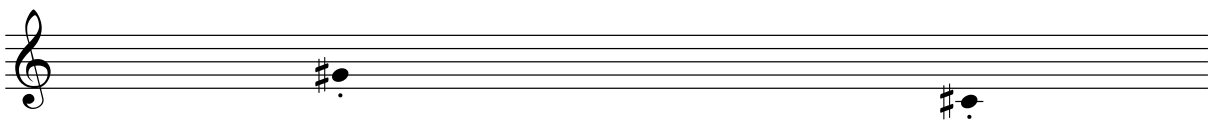
5 


6 


7 


1 


2 

3 


4 


5 


6 


7 


1 


2 

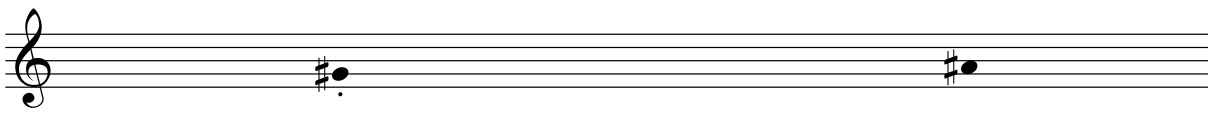
3 


4 


5 


6 


7 

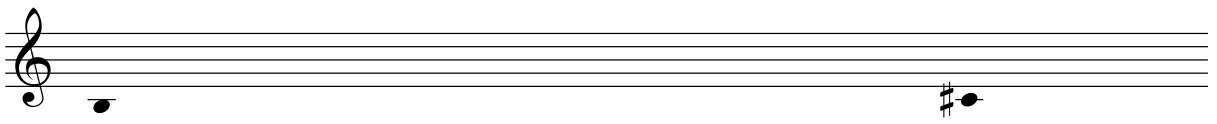
1 


2 

3 

4 

5 

6 

7 

1

Musical staff 1: Treble clef, two whole notes: C4 and D#4.

2

Musical staff 2: Treble clef, four quarter notes: D#4, E4, F#4, G4.

3

Musical staff 3: Treble clef, two whole notes: D#4 and E4.

4

Musical staff 4: Treble clef, four quarter notes: E4, F#4, G4, A4.

5

Musical staff 5: Treble clef, four quarter notes: A4, B4, C5, B4.

6

Musical staff 6: Treble clef, two whole notes: B4 and C5.

7

Musical staff 7: Treble clef, two whole notes: C5 and D#5.