

**für die katz**

**for the birds**

**windspiele – wind chimes**

I: für vibraphon und marimba (1 spieler)

II: für marimba, glockenspiel und claves (1 spieler)

III: für vibraphon und glockenspiel ( 1 spieler)

I: for vibraphone and marimba (1 performer)

II: for marimba, glockenspiel and claves (1 performer)

III: for vibraphone and glockenspiel (1 performer)

eva-maria houben

2008

für die katz

for the birds

windspiele – wind chimes

I: für vibraphon und marimba (1 spieler)

II: für marimba, glockenspiel und claves (1 spieler)

III: für vibraphon und glockenspiel (1 spieler)

I: for vibraphone and marimba (1 performer)

II: for marimba, glockenspiel and claves (1 performer)

III: for vibraphone and glockenspiel (1 performer)

eva-maria houben

2008


für tobias liebezeit.


for tobias liebezeit.


die drei windspiele „für die katz“ lassen sich hintereinander als trilogie und auch einzeln für sich aufführen.


in den windspielen I und II gibt es einen wechsel zwischen abschnitten con misura und senza misura; windspiel III ist gänzlich senza misura notiert.


 : abschnitte senza misura.



 : ein mehr oder weniger langes innehalten und verweilen.

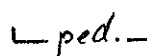


 : vibraphon mit dem bogen streichen.

 : vibraphon mit schlegel spielen (nach einem abschnitt mit bogenstrich).

 : anstrich (eher kurz) – dann verklingen lassen.

 : streichen, dabei die notierte dauer einhalten.







 *ped.*  : pedal (vib.) im umklammerten abschnitt drücken. in wiederholungsabschnitten (senza misura) bleibt das pedal für die dauer der gesamten wiederholung gedrückt, die klammer bezieht sich auf die ganze reihe der wiederholungen.

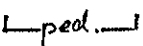
 *ped.*   : pedal (vib.) wird weiterhin gehalten, nicht gewechselt.


vorzeichen gelten pro satz (I: 4 sätze; II: 7 sätze; III: 10 sätze).

the three wind chimes „for the birds“ may be performed all together (in the given order) as a trilogy – or as single pieces, each one on its own.

in wind chimes I and II there is a permanent change between sections *con misura* and *senza misura*; wind chimes III is notated *senza misura*.

-  : sections *senza misura*.
-  : a rather long stop and stay.
-  : bow the vibraphone.
-  : use mallets again (after a section with the bow).
-  : bow stroke (rather short) – then the sound dies away.
-  : bow – respecting the given duration of the sound.

 : push the pedal (vib.) down during the section in brackets.  
in repeated sections (*senza misura*) the pedal is down during the whole repetition; the bracket refers to the whole line of repetitions.

 : continue to push down the pedal (vib.), do not change.

accidentals per movement (I: 4 movements; II: 7 movements; III: 10 movements).

**für die katz**

**for the birds**

**windspiel II – wind chimes II**

für marimba, glockenspiel und claves (1 spieler)

for marimba, glockenspiel and claves (1 performer)

eva-maria houben

2008

für die katz

for the birds

windspiel II – wind chimes II

für marimbaphon, glockenspiel und claves (1 spieler)

for marimba, glockenspiel and claves (1 performer)

eva-maria houben

2008

insgesamt sehr leise und zart.

on the whole very soft and tender.

windspiel II

I

mar  $\text{♩} = 40$   
p

mar  $\text{♩} = 40$   
ppp p

glsp  
ppp

glsp  
ppp p

glsp  
ppp 2x

windspiel II

Handwritten musical notation for a wind instrument. The staff is in treble clef. It begins with a whole note on G4, marked *glsp* and *ppp*. A slur covers the next two measures, with a *II* above the staff and a downward-pointing arrow. The third measure contains a whole note on G4, also marked *glsp* and *ppp*. The piece concludes with a repeat sign and a *3x* marking.

claves = 56-63

Handwritten musical notation for claves. The staff is in treble clef. It begins with a whole note on G4, marked *p*. The notation consists of a series of rhythmic patterns: five eighth notes with 'x' above them, followed by a quarter note, a quarter note, a quarter note with 'x' above it, a quarter note, a quarter note, a quarter note, a quarter note, a quarter note, a quarter note, and a quarter note.

Handwritten musical notation for claves. The staff is in treble clef. It begins with a whole note on G4, marked *p*. The notation consists of a series of rhythmic patterns: two eighth notes with 'x' above them, followed by a quarter note, a quarter note, a quarter note, a quarter note, a quarter note, a quarter note, a quarter note, a quarter note, a quarter note, and a quarter note.

Handwritten musical notation for claves. The staff is in treble clef. It begins with a whole note on G4, marked *p*. The notation consists of a series of rhythmic patterns: two eighth notes with 'x' above them, followed by a quarter note, a quarter note, a quarter note, a quarter note, a quarter note, a quarter note, a quarter note, a quarter note, a quarter note, and a quarter note.

Handwritten musical notation for a wind instrument. The staff is in treble clef. It begins with a whole note on G4, marked *glsp* and *p*. The notation consists of a series of rhythmic patterns: a quarter note, a quarter note, a quarter note, a quarter note, a quarter note, a quarter note, a quarter note, a quarter note, a quarter note, and a quarter note.

Handwritten musical notation for a wind instrument. The staff is in treble clef. It begins with a whole note on G4, marked *glsp* and *ppp*. The notation consists of a series of rhythmic patterns: a quarter note, a quarter note, a quarter note, a quarter note, a quarter note, a quarter note, a quarter note, a quarter note, a quarter note, and a quarter note. The piece concludes with a repeat sign and a *2x* marking.



windspiel II

III

mar  $\text{♩} = 40$

Handwritten musical score for maracas in treble clef, consisting of eight staves. The first staff starts with a dynamic marking 'p'. The notation includes quarter notes, eighth notes, and rests, with some notes marked with a cross and a sharp sign.

claves  $\text{♩} = 56-63$

Handwritten musical notation for claves in bass clef, first staff. It features a series of rests and 'x' marks on a staff, with a dynamic marking 'p' at the beginning.

claves 3x

Handwritten musical notation for claves in bass clef, second staff. It shows a sequence of 'x' marks followed by a repeat sign and a final 'x' mark, with a dynamic marking 'ppp' below.

glsp

3x

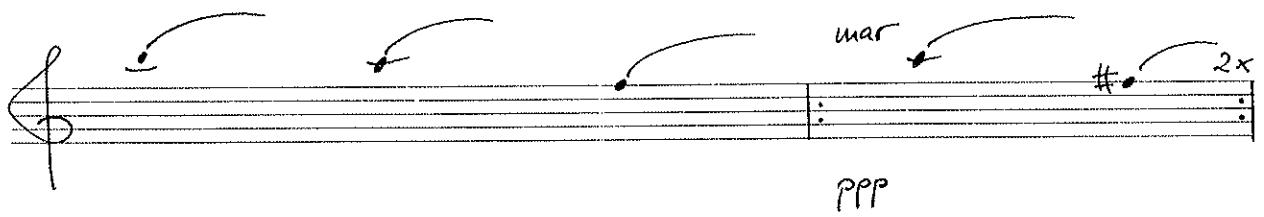


Handwritten musical notation for glsps in treble clef, consisting of two staves. The first staff has a dynamic marking 'ppp' below it.

ppp

windspiel II


IV

claves  $\text{♩} = 40$




mar

3x glsp  $\text{♩} = 50$



claves

3x



windspiel II

V

mar  $\text{♩} = 40$

mar  $\text{♩} = 40$

mar  $\text{♩} = 40$

claves  $\text{♩} = 40$

windspiel II

VI

glsp  $\text{♩} = 40$   
P

glsp  $\text{♩} = 56-63$   
PPP P

3x

mar  $\text{♩} = 40$   
P

mar 4x  
PPP

windspiel II

VII

claves 5x claves  $\downarrow = 56-63$

ppp p

g/sp  $\downarrow = 40$

p

g/sp 3x g/sp  $\downarrow = 40$

ppp p

g/sp 5x

ppp