

**für die katz**

**for the birds**

**windspiele – wind chimes**

I: für vibraphon und marimba (1 spieler)

II: für marimba, glockenspiel und claves (1 spieler)

III: für vibraphon und glockenspiel ( 1 spieler)

I: for vibraphone and marimba (1 performer)

II: for marimba, glockenspiel and claves (1 performer)

III: for vibraphone and glockenspiel (1 performer)

eva-maria houben

2008

für die katz

for the birds

windspiele – wind chimes

I: für vibraphon und marimba (1 spieler)

II: für marimba, glockenspiel und claves (1 spieler)

III: für vibraphon und glockenspiel (1 spieler)

I: for vibraphone and marimba (1 performer)

II: for marimba, glockenspiel and claves (1 performer)

III: for vibraphone and glockenspiel (1 performer)

eva-maria houben

2008


für tobias liebezeit.


for tobias liebezeit.


die drei windspiele „für die katz“ lassen sich hintereinander als trilogie und auch einzeln für sich aufführen.


in den windspielen I und II gibt es einen wechsel zwischen abschnitten con misura und senza misura; windspiel III ist gänzlich senza misura notiert.


 : abschnitte senza misura.



 : ein mehr oder weniger langes innehalten und verweilen.

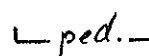

 : vibraphon mit dem bogen streichen.

 : vibraphon mit schlegel spielen (nach einem abschnitt mit bogenstrich).

 : anstrich (eher kurz) – dann verklingen lassen.

 : streichen, dabei die notierte dauer einhalten.







 *ped.*  : pedal (vib.) im umklammerten abschnitt drücken. in wiederholungsabschnitten (senza misura) bleibt das pedal für die dauer der gesamten wiederholung gedrückt, die klammer bezieht sich auf die ganze reihe der wiederholungen.

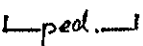
 *ped.*  : pedal (vib.) wird weiterhin gehalten, nicht gewechselt.


vorzeichen gelten pro satz (I: 4 sätze; II: 7 sätze; III: 10 sätze).

the three wind chimes „for the birds“ may be performed all together (in the given order) as a trilogy – or as single pieces, each one on its own.

in wind chimes I and II there is a permanent change between sections *con misura* and *senza misura*; wind chimes III is notated *senza misura*.

-  : sections *senza misura*.
-  : a rather long stop and stay.
-  : bow the vibraphone.
-  : use mallets again (after a section with the bow).
-  : bow stroke (rather short) – then the sound dies away.
-  : bow – respecting the given duration of the sound.

 : push the pedal (vib.) down during the section in brackets.  
in repeated sections (*senza misura*) the pedal is down during the whole repetition; the bracket refers to the whole line of repetitions.

 : continue to push down the pedal (vib.), do not change.

accidentals per movement (I: 4 movements; II: 7 movements; III: 10 movements).

**für die katz**

**for the birds**

**windspiel III – wind chimes III**

für vibraphon und glockenspiel (1 spieler)

for vibraphone and glockenspiel (1 performer)

eva-maria houben

2008

für die katz

for the birds

windspiel III – wind chimes III

für vibraphon und glockenspiel (1 spieler)

for vibraphone and glockenspiel (1 performer)

eva-maria houben

2008

sehr zart und luftig, fast schwebend.

manchmal fast nichts.

very soft and airy, nearly floating.

sometimes nearly nothing.

Windspiel III

I

Handwritten musical notation for section I, consisting of two staves. The first staff has a treble clef, a whole note G4 with 'vib' and a sharp sign, and a whole rest with 'ped.' below it. The second staff has a treble clef, a whole note G4 with '2x glsp', a whole note G4 with '2x vib' and a sharp sign, and a whole rest with '3x' and 'ped.' below it. Arrows indicate the flow between staves.

II

Handwritten musical notation for section II, consisting of two staves. The first staff has a treble clef, a whole note G4 with 'glsp', a whole note G4 with '3x vib' and a sharp sign, and a whole note G4 with a sharp sign. The second staff has a treble clef, a whole note G4 with a sharp sign, a whole note G4 with 'vib', a whole note G4 with 'glsp', and a whole note G4 with '5x'. Arrows indicate the flow between staves.

windspiel III

III

IV



Windspiel III

V

A musical staff in treble clef with a key signature of one sharp (F#). The staff contains four notes: G4, A4, B4, and C5. Each note is marked with a slur above it and a fermata below it. The annotation 'glsp' is written above the first note.

A musical staff in treble clef with a key signature of one sharp (F#). It contains a single note G4 with a slur above it and a fermata below it. The annotation 'vib' is written above the note, and 'ped.' is written below with an arrow pointing to the note. A '2x' repeat sign is placed at the end of the staff.

A musical staff in treble clef with a key signature of one sharp (F#). It contains two notes: G4 and A4. The first note has a slur above it and a fermata below it, with 'vib' written above and 'ped.' written below with an arrow. The second note has a slur above it and a fermata below it, with '3x vib' written above and a sharp sign (#) written below. An arrow points from the first note to the second.

A musical staff in treble clef with a key signature of one sharp (F#). It contains a single note G4 with a slur above it and a fermata below it. The annotation 'vib' is written above the note, and '3x' is written above the staff at the end. An arrow points from the note to the right.

