

sotto voce
for piano

eva-maria houben
2014

sotto voce

for piano

eva-maria houben

2014

“parlando”

“cantando”

you search and find your sounds freely.

play (nearly) **regardless of a score.**

listening to beethoven.

page 1 – 6:

six-tone chords (very high register, page 1 – 3) and sounds (resp. intervals as octave, fifth, octave with fifth, very low register, page 4 – 6) occur and **open the space** for wide and quiet melodies.

there are 30 melodies, in each case introduced by a six-tone chord or by a low sound (15 + 15). play at least 15 melodies (of the 30 melodies on the whole).

six-tone chords (p. 1 – 3):

strike six keys (per beat) in the two highest octaves: $c^3 - c^5$.


2x – 3x – 1x (and so on) for example means: you play twice the same six-tone chord, then you play three times another one, then once another one and so on.

it varies: you may play a row of chords (“3x” or “2x” or “4”) rather regularly, then a row of chords quite irregularly. a change from regular beats to rather irregular beats does not depend on the change of a chord-structure.

mf – f. – right pedal down throughout.

after the last chord wait for a moment. then, into the decaying sound or after the full decay, you play the melody “parlando”.

examples (six-tone chords):



the melodies (p. 1 – 6):

you play in the middle register (perhaps A – h², or even a bit higher).

right pedal down throughout.

you begin anywhere. the notation does not indicate intervals, but directions, tells you if the next pitch is higher or lower.

the dot indicates the new level: in case you took a higher tone (than the tone before), this higher level is the new reference point – and the arrow tells you where to go now – upward or downward.

: sounds are repeated.

follow the line and play very slowly: “innermost rubato”, as if talking to a good friend. (some sounds may be rather short, some sounds may be longer and even very long...)

from tone to tone.

very free, very calm, very soft throughout.

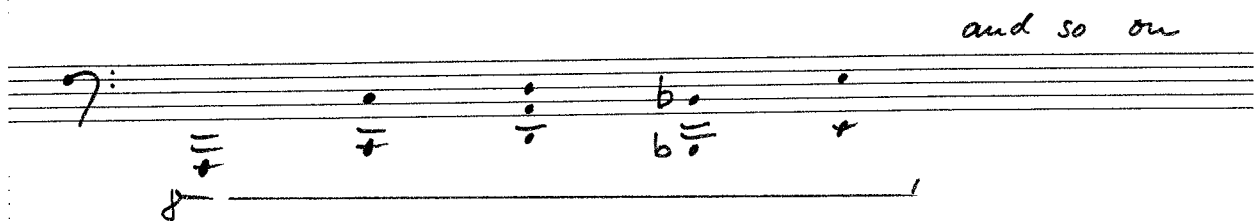
at the end of the melody the last sound decays and it remains silent for a while.

the sounds (p. 4 – 6)

strike single tones or the intervals fifth or octave or octave with fifth in the two lowest octaves: A₂ – A. strike only once.

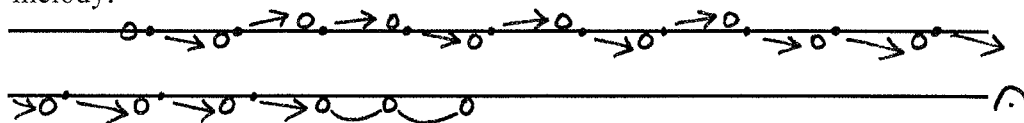
mf. – right pedal down throughout.

then, into the decaying sound, you play the melody “parlando”.



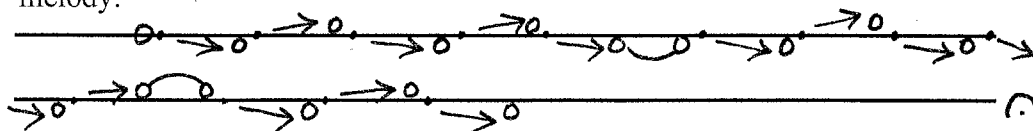
six-tone chords (very high register): 2x - 3x

melody:



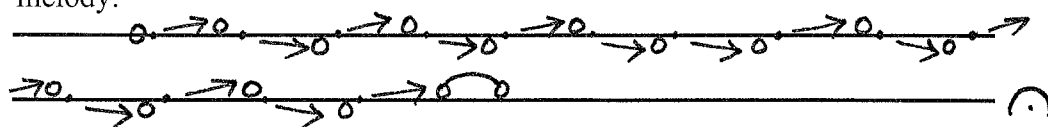
chords: 1x - 3x - 1x - 2x

melody:



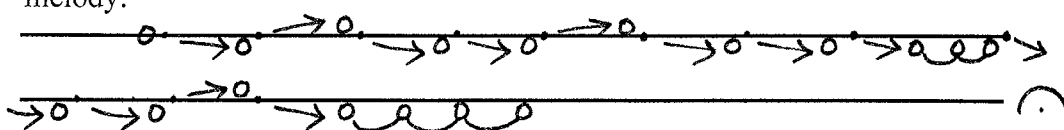
chords: 3x - 1x - 3x

melody:



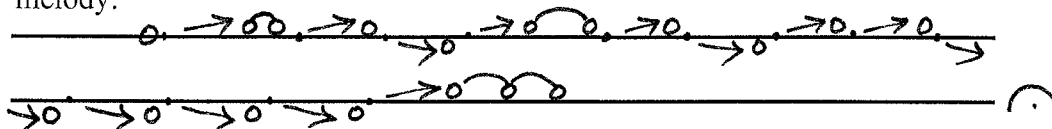
chords: 3x - 3x

melody:




chords: 3x - 4x - 1x - 2x

melody:



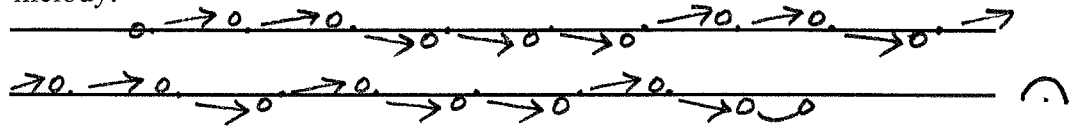
six-tone chords (very high register): 4x - 2x - 1x - 3x

melody:



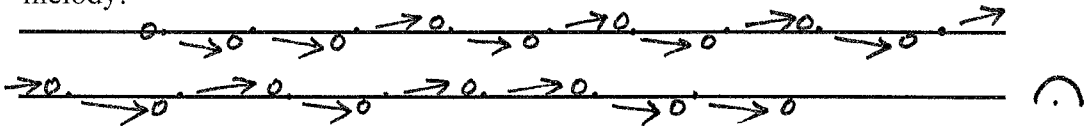
chords: 3x - 3x - 5x

melody:



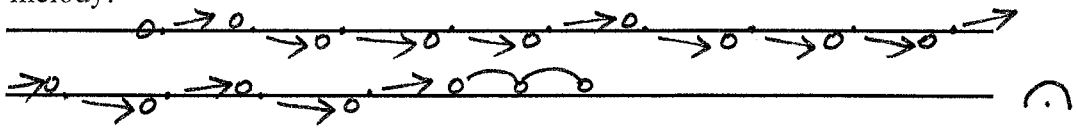
chords: 4x - 4x

melody:



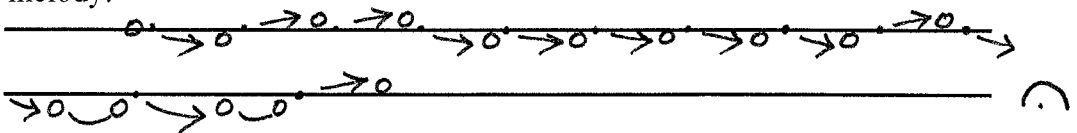
chords: 4x - 4x - 3x

melody:



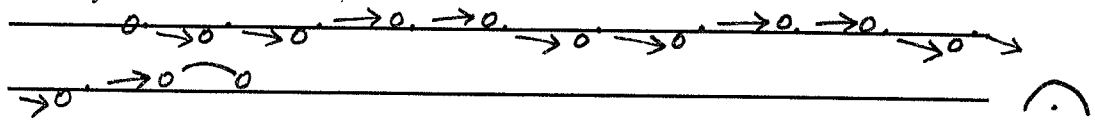
chords: 4x - 1x - 4x - 1x - 2x

melody:



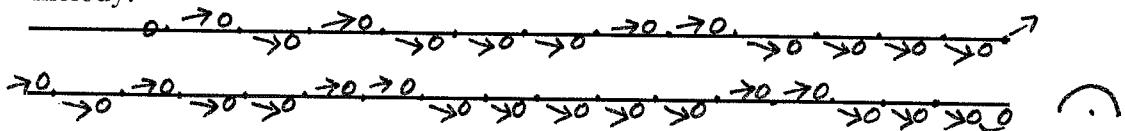
six-tone chords (very high register): 2x - 1x - 1x - 3x

melody:



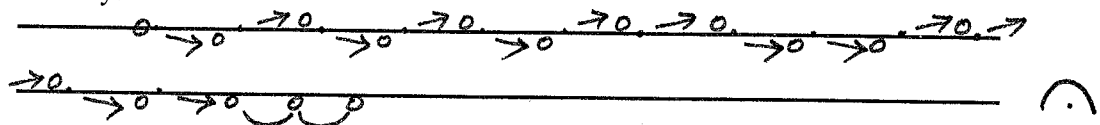
chords: 5x - 3x - 2x - 3x - 4x

melody:



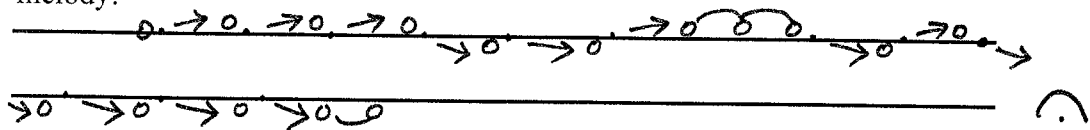
chords: 2x - 1x - 2x - 4x - 1x

melody:




chords: 3x - 5x - 4x - 1x - 3x

melody:



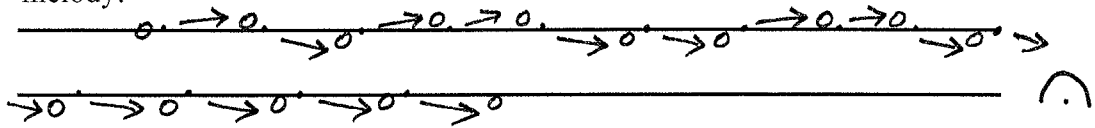
chords: 4x - 4x - 1x - 3x - 5x

melody:




sound – interval(s) (very low register): 1x

melody:



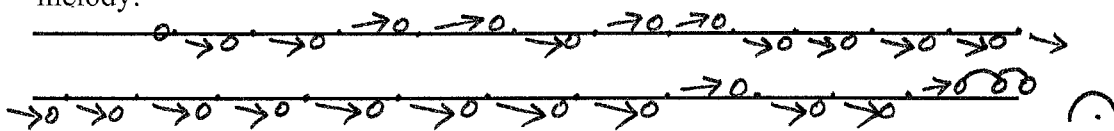
sound – interval(s): 1x

melody:




sound – interval(s): 1x

melody:




sound – interval(s): 1x

melody:



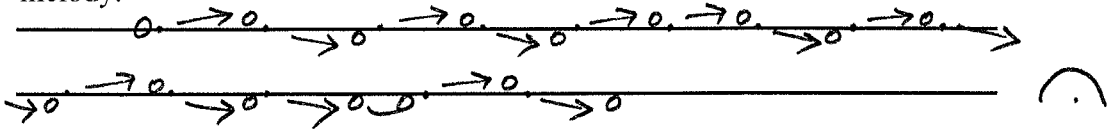
sound – interval(s): 1x

melody:




sound – interval(s) (very low register): 1x

melody:




sound – interval(s): 1x

melody:




sound – interval(s): 1x

melody:



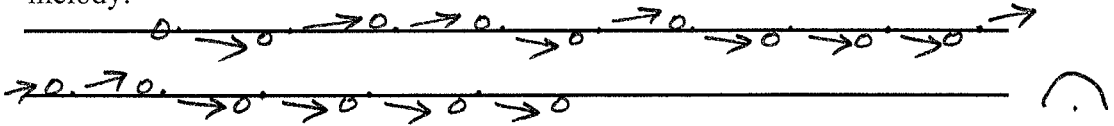
sound – interval(s): 1x

melody:




sound – interval(s): 1x

melody:



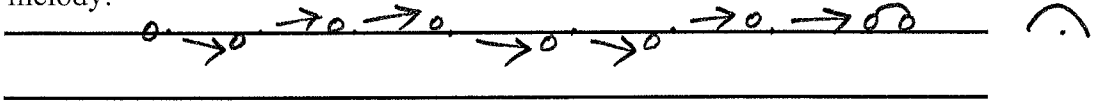
sound – interval(s) (very low register): 1x

melody:



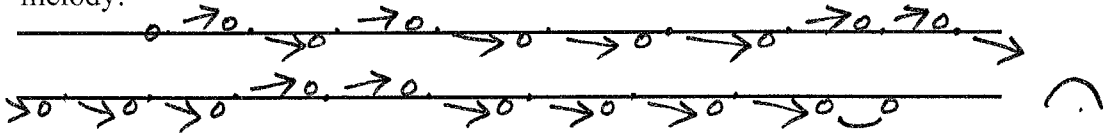
sound – interval(s): 1x

melody:




sound – interval(s): 1x

melody:



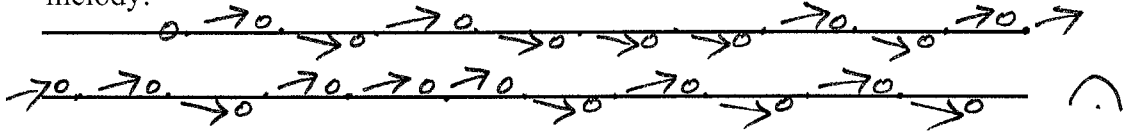
sound – interval(s): 1x

melody:



sound – interval(s): 1x

melody:



the end:

a row of chords with a specific structure:

Handwritten musical notation for a row of chords. The notation shows a sequence of chords: G major (G, B, D), G minor (G, Bb, D), G major (G, B, D), G minor (G, Bb, D), G major (G, B, D), G minor (G, Bb, D), G major (G, B, D), G minor (G, Bb, D). Each chord is marked with an accent (>) and a fermata (∞). The notes are written as whole notes.

middle register: G – g³.

change the right pedal on each chord.

mp.

each chord a whole note – tempo: ♩ = 34-40 MM.

rubato.

play for quite a long time.

Handwritten musical notation showing a sequence of chords. The notation shows a sequence of chords: G major (G, B, D), G minor (G, Bb, D), G major (G, B, D), G minor (G, Bb, D), G major (G, B, D), G minor (G, Bb, D), G major (G, B, D), G minor (G, Bb, D). Each chord is marked with an accent (>) and a fermata (∞). The notes are written as whole notes. The text "and so on" is written above the final chord.